

ภาคผนวก ง

เอกสารการสอบเทียบเครื่องมือตรวจวิเคราะห์



right solutions.
right partner.

รายการเครื่องมือที่ใช้ในการวิเคราะห์ / ทดสอบ

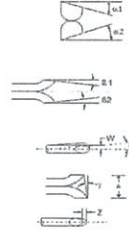
Sample Name	Parameter	Equipment Name	ID No.	Calibrated Date	Next Cal	Freq. Calibrate (Months)
Stack	Ethylene	Pitot Tube	BKK_FS0472	8-Jan-24	8-Jul-24	6
Stack	Ethylene	Flue gas Analyzer	RYG_FS0465	22-Feb-24	21-Feb-25	12
Stack	Ethylene	Field Rotameter	RYG_FS0459	1-Apr-24	1-Jul-24	3
Stack	Propane	Pitot Tube	BKK_FS0472	8-Jan-24	8-Jul-24	6
Stack	Propane	Flue gas Analyzer	RYG_FS0465	22-Feb-24	21-Feb-25	12
Stack	Propane	Field Rotameter	RYG_FS0459	1-Apr-24	1-Jul-24	3
Ambient	Wind Speed / Wind Direction	Wind Speed / Wind Direction	RYG_FS0413	10-Feb-23	10-Aug-24	18
Ambient	Wind Speed / Wind Direction	Wind Speed / Wind Direction	BKK_FS0141	5-Jan-23	5-Jul-24	18
Noise	Leq 24 hrs	Sound Calibrator	RYG_FS0406	25-Jan-24	25-Jan-25	12
Noise	Leq 24 hrs	Sound Level Meter	RYG_FS0024	25-Jan-24	24-Jan-25	12
Noise	Leq 24 hrs	Sound Level Meter	RYG_FS0025	25-Jan-24	24-Jan-25	12
Noise	Leq 24 hrs	Sound Level Meter	RYG_FS0026	25-Jan-24	24-Jan-25	12
Workplace	Total Hydrocarbon as Methane	Total Hydrocarbon Analyser	RYG_EH0038	10-Aug-23	10-Aug-24	12
Noise	Leq 8 hrs & Leq 12 hrs & Octave Band	Sound Calibrator	RYG_FS0215	20-Sep-23	20-Sep-24	12
Noise	Leq 8 hrs & Leq 12 hrs & Octave Band	Sound Level Meter	RYG_FS0437	19-Oct-23	19-Oct-24	12
Noise	Leq 8 hrs & Leq 12 hrs & Octave Band	Sound Level Meter	RYG_FS0438	19-Oct-23	19-Oct-24	12
Noise	Leq 8 hrs & Leq 12 hrs & Octave Band	Sound Level Meter	RYG_FS0439	19-Oct-23	19-Oct-24	12
Noise	Leq 8 hrs & Leq 12 hrs & Octave Band	Sound Level Meter	RYG_FS0389	5-Jan-24	4-Jan-25	12
Noise	Leq 8 hrs & Leq 12 hrs & Octave Band	Sound Level Meter	RYG_FS0388	5-Jan-24	4-Jan-25	12
Noise	Leq 8 hrs & Leq 12 hrs & Octave Band	Sound Level Meter	RYG_FS0384	19-Oct-23	19-Oct-24	12
Noise	Leq 8 hrs & Leq 12 hrs & Octave Band	Sound Level Meter	RYG_FS0390	7-Nov-23	7-Nov-24	12
Noise	Leq 8 hrs & Leq 12 hrs & Octave Band	Sound Calibrator	RYG_FS0496	26-Jan-24	25-Jan-25	12
Noise	Leq 8 hrs & Leq 12 hrs & Octave Band	Sound Level Meter	RYG_FS0621	12-Jan-24	11-Jan-25	12
Noise	Leq 8 hrs & Leq 12 hrs & Octave Band	Sound Level Meter	RYG_FS0616	5-Jan-24	4-Jan-25	12
Noise	Leq 8 hrs & Leq 12 hrs & Octave Band	Sound Level Meter	RYG_FS0615	5-Jan-24	4-Jan-25	12
Noise	Leq 8 hrs & Leq 12 hrs & Octave Band	Sound Level Meter	RYG_FS0618	12-Jan-24	11-Jan-25	12
Noise	Leq 8 hrs & Leq 12 hrs & Octave Band	Sound Level Meter	RYG_FS0619	12-Jan-24	11-Jan-25	12
Noise	Leq 8 hrs & Leq 12 hrs & Octave Band	Sound Level Meter	RYG_FS0620	12-Jan-24	11-Jan-25	12
Noise	Leq 8 hrs & Leq 12 hrs & Octave Band	Sound Level Meter	RYG_FS0621	12-Jan-24	11-Jan-25	12
Noise	Noise Dose, TWA	Dose Badge Reader	RYG_FS0211	15-Dec-23	14-Dec-24	12
Noise	Noise Dose, TWA	Dose Badge Reader	RYG_FS0212	18-Aug-23	18-Aug-24	12
Rayong Lab	pH at 25 °C	pH Meter	RYG_EH0152	14-Dec-23	14-Dec-24	12
Rayong Lab	Temperature	pH meter	RYG_FS0607	6-Dec-23	6-Dec-24	12
Rayong Lab	BOD	DO meter with Sensor	RYG_EH0032	24-Jul-23	24-Jan-25	18
Rayong Lab	BOD	Incubator	RYG_EH0154	29-May-23	29-Nov-24	18
Rayong Lab	COD	Spectrophotometer	RYG_EH0037	18-Sep-23	18-Mar-25	18
Rayong Lab	Total Suspended Solids	Electronic Balance	RYG_EH0002	22-Feb-24	22-Feb-25	12
Rayong Lab	Total Suspended Solids	Hot Air Oven	RYG_EH0010	21-Mar-24	21-Sep-25	18
Rayong Lab	Total Dissolved Solids 180°C	Electronic Balance	RYG_EH0002	22-Feb-24	22-Feb-25	12
Rayong Lab	Total Dissolved Solids 180°C	Hot Air Oven	RYG_EH0010	21-Mar-24	21-Sep-25	18
Rayong Lab	Oil & Grease	Electronic Balance	RYG_EH0002	22-Feb-24	22-Feb-25	12
Rayong Lab	Oil & Grease	Hot Air Oven	RYG_EH0010	21-Mar-24	21-Mar-25	12
Rayong Lab	Oil & Grease	Water Bath	RYG_EH0051	21-Mar-24	21-Sep-25	18



Type S Pitot Tube Calibration

Date Calibration 8-Jan-24
Pitot ID BKK_FS0472
Pitot SN

Due Date 8-Jul-24
Inclinometer ID BKK_FS1131
Vernier ID RYG_FS0539



Parameter	Value	Allowable Range	Check
α_1	-5.1	$-10^\circ < \alpha_1 < +10^\circ$	OK
α_2	6.7	$-10^\circ < \alpha_2 < +10^\circ$	OK
β_1	2.0	$-5^\circ < \beta_1 < +5^\circ$	OK
β_2	-4.2	$-5^\circ < \beta_2 < +5^\circ$	OK
y	3.7	-	-
θ	0.2	-	-
$Z = A \tan y$	0.058	$Z \leq 0.125''$	OK
$W = A \tan \theta$	0.003	$W \leq 0.031''$	OK
Dt	0.30	$0.188'' \text{ to } 0.375''$	OK
$A/2Dt$	1.50	$1.05 \leq PA/Dt \leq 1.5$	OK
A	0.9	$2.1Dt \leq A \leq 3Dt$	OK

Certify that pitot tube/porbe meets or exceeds all specifications, criteria and/or applicable design features and is hereby assigned a pitot tube certification fact of 0.84 . See 40 CFR Pt. 60, App. A, EPA Method 2.

Calibrated by: Saksit Phaisanphisit
(Mr. Saksit Phaisanphisit)
RYG Field Services Scientist (4)

Approved by: Natthapol Jengwarewong
(Mr. Natthapol Jengwarewong)
RYG Field Services Specialist (1)

FORM NO. : F 06-124 REVISION NO. : 0 ISSUE DATE: 25/12/23

1

alsglobal.com




Calibration Certificate



Certificate No.: G 670124
Date of issue : 22-Feb-24

Instrument description : Flue Gas Analyzer
Instrument model : Testo 340
Control unit serial no. : -
Instrument serial no. : 62150585
ID no. or control no. : RYG_FS0465
Manufacturer : Testo SE & Co. KGaA
Probe description : -
Probe model : -
Probe serial no. : -
Customer name : ALS LABORATORY GROUP (THAILAND) CO.,LTD.
Customer address : 104 Phatthanakan 40, Phatthanakan Road, Khwaeng Phatthanakan, Khet Suan Luang, Bangkok, 10250 Thailand



Total pages of certificate : 2 Pages
Receiving no. : L-240604
Receiving date : 19-Feb-24
Parameter calibration : Gas Calibration (Oxygen 2.50,10.04,21.02 %vol, Carbon Monoxide 80.14,302,1003 ppm)
Nitric Oxide 30.01,151.5,322.5 ppm, Sulphur Dioxide 50.36,100.8,600.8 ppm)
Condition of UUC. : Used
Ambient condition : All of the Measurement were carried out the stabilized laboratory
Temperature : 23 ± 5 °C
Humidity : 55 ± 15 %RH
Calibration place : 17/121 Soi Ngamwongwan 47 Yeak 48, Toongsonghong, Lakki, Bangkok 10210
Calibration procedure no. : This instrument was calibrated by comparison with Standard gas mixture according to calibration Work Instruction no. WI-CL-28-C

The calibration certificate expanded uncertainty of measurement is stated as the standard uncertainty of measurement Multiplied by coverage factor k=2, which for a normal distribution corresponds to a coverage probability of approximately 95%.
This certificate is applied only to item under test Environmental condition.
This Calibration Certificate may not be reproduced other than in full except with the permission of the issuing laboratory.
Calibration certificates without signature and seal not valid and The results relate only to the items tested/calibrated.
This calibration certificate documents are traceability to national standards, which realize measurement according to the International System of Units (SI).

Date of calibration : 22-Feb-24

Mr. Kwanchai Khandoung

Calibration Technician

Mrs. Nongluck Wongsettee

Technical Manager



Calibration Certificate



Certificate No.: G 670124

Standard References (Table 1)

Standard	Certificate No.	Vendor	Due date
Oxygen (O2) 2.50 % Vol	2412/23	Linde	27-Aug-27
Oxygen (O2) 10.04 % Vol	CG-0153-21	Nimt	18-Nov-26
Oxygen (O2) 21.02 % Vol	CG-0041-22	Nimt	10-Feb-27
Carbon monoxide (CO) 80.14 ppm	CG-0040-22	Nimt	14-Feb-27
Carbon monoxide (CO) 302 ppm	1915/23	Linde	16-Jun-25
Carbon monoxide (CO) 1003 ppm	2584/23	Linde	10-Sep-25
Nitric Oxide (NO) 30.01 ppm	CG-0014-23	Nimt	19-Feb-25
Nitric Oxide (NO) 151.5 ppm	0161/23	Linde	22-Jan-25
Nitric Oxide (NO) 322.5 ppm	1974/23	Linde	17-Jul-25
Sulphur Dioxide (SO2) 50.36 ppm	2004/23	Linde	17-Jul-25
Sulphur Dioxide (SO2) 100.8 ppm	3507/22	Linde	09-Nov-24
Sulphur Dioxide (SO2) 600.8 ppm	2003/23	Linde	17-Jul-25

Measured room conditions

Temperature : 22.7 °C Humidity : 60.2 %RH Pressure : 1011.8 mbar

Calibration conditions

Gas Temperature : 23 °C Flow rate : 600 ml/min Gas pressure : 1014.1 mbar

Calibration Results (Without adjustment) (Table 2)

Parameter of Standard	Standard Values	Mean of UUC	Error	Uncertainty (±)
O2 (%Vol)	2.50	2.44	-0.06	0.15
O2 (%Vol)	10.04	9.92	-0.12	0.20
O2 (%Vol)	21.02	21.11	0.09	0.30
CO (ppm)	80.14	81	0.86	3.0
CO (ppm)	302	303	1	6.0
CO (ppm)	1003	1003	0	12
NO (ppm)	30.01	29	-1.01	8.0
NO (ppm)	151.5	151	-0.5	8.0
NO (ppm)	322.5	321	-1.5	12
SO2 (ppm)	50.36	52	1.64	6.0
SO2 (ppm)	100.8	102	1.2	6.0
SO2 (ppm)	600.8	604	3.2	13

Remark : 1 cmol/mol = 1 %vol, 1 μmol/mol = 1 ppm.

End of Report



ROTA METER CALIBRATION RESULT APRIL 2024

Rotameter ID.	Calibration Date	Regression Result	Coefficient (R ²)
BKK_FS0585	23 Apr 24	$Y = 1.0322x + 2.25$	0.9997
BKK_FS0587	23 Apr 24	$Y = 1.0111x + 16.357$	0.9994
BKK_FS0592	23 Apr 24	$Y = 1.001x + 14.551$	1.0000
BKK_FS0594	23 Apr 24	$Y = 1.0048x + 4.9762$	1.0000
BKK_FS1004	01 Apr 24	$Y = 0.9826x + 12.32$	0.9998
BKK_FS1005	01 Apr 24	$Y = 1.0183x + 0.0633$	0.9998
BKK_FS1006	01 Apr 24	$Y = 1.1534x - 3.3241$	0.9989
BKK_FS1007	23 Apr 24	$Y = 1.1084x + 2.9017$	0.9994
BKK_FS1008	06 May 24	$Y = 1.1347x + 2.1915$	0.9996
BKK_FS1011	07 May 24	$Y = 1.3995x - 7.1671$	0.9994
BKK_FS1012	07 May 24	$Y = 1.0488x - 26.533$	0.9998
BKK_FS1013	07 May 24	$Y = 1.0255x - 57.741$	1.0000
BKK_FS1017	04 Apr 24	$Y = 1.0213x + 0.1156$	1.0000
BKK_FS1018	04 Apr 24	$Y = 1.0007x + 1.3933$	0.9999
BKK_FS1019	04 Apr 24	$Y = 1.0038x - 1.3381$	1.0000
BKK_FS1020	04 Apr 24	$Y = 1.003x - 5.7656$	1.0000
BKK_FS1021	04 Apr 24	$Y = 1.0096x - 25.605$	0.9926
BKK_FS1022	04 Apr 24	$Y = 1.0937x - 103.66$	0.9980
BKK_FS1023	07 May 24	$Y = 1.1613x - 2.675$	1.0000
BKK_FS1024	07 May 24	$Y = 1.0157x - 4.3362$	1.0000
BKK_FS1025	07 May 24	$Y = 1.0018x - 4.6236$	0.9999
BKK_FS1026	19 Jan 24	$Y = 0.9618x + 1.9626$	0.9999
BKK_FS1027	19 Jan 24	$Y = 1.0065x - 4.3786$	1.0000
BKK_FS1028	19 Jan 24	$Y = 1.0184x - 37.308$	0.9997
BKK_FS1029	19 Jan 24	$Y = 0.9809x + 2.7925$	0.9977
BKK_FS1030	19 Jan 24	$Y = 0.996x - 1.3286$	1.0000
BKK_FS1031	19 Jan 24	$Y = 1.015x - 27.236$	0.9997
BKK_FS1039	01 Apr 24	$Y = 0.9909x + 11.357$	0.9991
BKK_FS1040	01 Apr 24	$Y = 1.0121x - 19.203$	0.9996
BKK_FS1041	01 Apr 24	$Y = 1.0176x + 1.4813$	0.9996
BKK_FS1042	01 Apr 24	$Y = 0.9927x + 10.76$	0.9995
BKK_FS1043	01 Apr 24	$Y = 0.9965x + 13.696$	1.0000
BKK_FS1044	01 Apr 24	$Y = 1.1159x - 0.9354$	0.9978
PHK_FS0027	06 May 24	$Y = 1.1281x + 0.4949$	0.9997
PHK_FS0028	06 May 24	$Y = 1.0332x - 1.8233$	0.9999
PHK_FS0029	06 May 24	$Y = 1.001x + 0.848$	1.0000
RYG_FS0197	01 Apr 24	$Y = 1.0045x + 10.275$	1.0000
RYG_FS0198	01 Apr 24	$Y = 1.0061x + 0.715$	0.9999
RYG_FS0199	01 Apr 24	$Y = 0.976x + 3.1497$	0.9998

Page 1 of 2

ALS Laboratory Group



ROTA METER CALIBRATION RESULT APRIL 2024

Rotameter ID.	Calibration Date	Regression Result	Coefficient (R ²)
RYG_FS0654	01 Apr 24	$Y = 1.0354x + 0.3361$	0.9998
RYG_FS0655	01 Apr 24	$Y = 0.978x + 13.603$	0.9991
RYG_FS0656	01 Apr 24	$Y = 1.0035x + 6.879$	0.9999
RYG_FS0657	01 Apr 24	$Y = 1.0233x + 0.8908$	0.9982
RYG_FS0658	01 Apr 24	$Y = 0.9905x + 9.8867$	0.9996
RYG_FS0659	01 Apr 24	$Y = 0.9994x + 13.924$	1.0000
SGK_FS0135	23 Apr 24	$Y = 1.0117x + 4.8833$	1.0000
SGK_FS0136	23 Apr 24	$Y = 1.0134x + 3.6467$	1.0000
SGK_FS0138	04 Apr 24	$Y = 1.0449x - 0.3684$	0.9988
SGK_FS0139	04 Apr 24	$Y = 1.0086x + 3.1267$	0.9988
SGK_FS0140	04 Apr 24	$Y = 1.0029x + 7.5181$	1.0000
SGK_FS0141	23 Apr 24	$Y = 1.1129x - 0.0619$	0.9997
SGK_FS0142	23 Apr 24	$Y = 1.0136x + 2.4267$	0.9999
SGK_FS0143	23 Apr 24	$Y = 1.0036x + 8.3162$	1.0000

Review By: Wichan Choonharat
(Mr. Wichan Choonharat)
Enviro Field Services Manager

Approved By: Mr. Sarayuth Jitranont
(Mr. Sarayuth Jitranont)
Assistant General Manager

Page 2 of 2

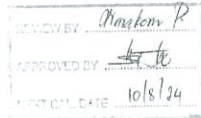
ALS Laboratory Group



Jiranatee Associates Co., Ltd.
63/14-15, 67/35-36
Petchkasem 7/71, Rd. Wathayapa, Bangkokkyl,
Bangkok 10600 (Thailand)
Tel: +6628680812
Mobile: +6628399453
E-mail: jnac-calibration@jiranatee.com
Web site: www.jiranatee.com

Accredited calibration laboratory
ISO/IEC 17025:2017
ISO/IEC 17025
CALIBRATION 0367

Air speed measurement laboratory
Calibration services department.



Certificate Number

CL-020-66

CERTIFICATE OF CALIBRATION

Page 1 of 2 Pages

MEASUREMENT ITEM	: Cup anemometer
MANUFACTURER	: Novallmx
MODEL/TYPE	: Sensor: WS-02F Data logger: 200-WS-25LB
SERIAL NUMBER	: Sensor: A5375 Data logger: A5375
ID NUMBER	: RYG_FS0413
CONDITION AS RECEIVED	: Used item
CUSTOMER	: ALS laboratory group (Thailand) Co., Ltd. 104 Phatthanakarn 40, Phatthanakarn Rd, Khwaeng Suan Luang, Khet Suan Luang, Bangkok 10250 Thailand.
RECEIVED DATE	: 27 Jan 2023
MEASUREMENT DATE	: 10 Feb 2023
ISSUE DATE	: 10 Feb 2023
ENVIRONMENTAL CONDITIONS:	
Ambient condition in the laboratory are as follow:	
Temperature	: 23.0 ± 3.0 °C
Relative Humidity	: 55.0 ± 15.0 %RH
Atmospheric Pressure	: 1010 ± 10 hPa
PLACE OF CALIBRATION	: Effel-type wind tunnel of Jiranatee Associates Co., Ltd.
CALIBRATION CONDITIONS	: Wind tunnel cross-section area ¹ 900 cm ² Win direction frontal area ² 100 cm ² Diameter of mounting pipe ³ - mm Blockage ratio of test object ⁴ 0.111 [-]
Preconditioning	: 24 hours at ambient conditions.
Measurement Condition	: The average values during measurement are (24.0) °C, (41.7) %RH and (1015.0) hPa.

TABULATION OF RESULTS:
The table on next page give the measured values.

Calibrated by:
☒ Mr. Sorawit Thachalad
☒ Miss Jitraporn Kertsongkol



Approved signature: Mr. Pannya Booncharoen
Calibration Department Manager

Remarks:
¹ Mealy cross-section area of the wind tunnel
² Projected cross-section area of the tested object include mounting pipe
³ Diameter of mounting pipe
⁴ Ratio to

Page 2 of 2 Pages

MEASUREMENT RESULTS⁵

The cup anemometer, Unit Under Calibration (UUC) was exercise at 10 m/s for 5 minutes prior to calibration being performed. The standard air velocity 0.5 m/s to 5 m/s was calculated by a standard air velocity transducer and above 5 m/s to 30 m/s was calculated by a pitot tube with precision differential pressure meter which was installed 40 mm and 300 mm respectively away from wind tunnel nozzle. UUC was installed at center of the test section. The calibration was carried out under both rising and falling air velocity in the range of 1 m/s to 16 m/s at calibration interval of 1 m/s. The results of calibration and associated measurement uncertainties are reported in the table below.

V _{ref} (m/s)	Temp. wind tunnel (°C)	Temp. room (°C)	V _{uuc} (m/s)	Error (m/s)	U (k=2) (m/s)
0.984	24.10	24.00	0.7	-0.3	0.16
2.029	23.98	24.00	1.8	-0.3	0.19
3.044	23.96	24.00	2.9	-0.2	0.20
4.136	24.20	24.00	3.8	-0.3	0.21
5.00	23.80	24.00	4.8	-0.2	0.17
5.98	24.24	24.00	5.8	-0.2	0.19
7.05	23.90	24.00	6.9	-0.2	0.20
8.19	24.14	24.00	8.0	-0.2	0.19
9.09	23.88	24.00	8.9	-0.2	0.20
10.09	23.88	24.00	9.8	-0.2	0.23
11.16	23.74	24.00	11.0	-0.2	0.24
12.13	23.82	24.00	12.0	-0.2	0.22
13.19	23.70	24.00	13.0	-0.2	0.28
14.26	23.66	24.00	14.0	-0.3	0.23
15.24	23.66	24.00	14.8	-0.3	0.23
16.30	23.70	24.00	16.0	-0.3	0.23

Remarks:

⁵ Calibration results only count for the tested circumstances and environmental conditions during which calibration took place

⁶ Velocity of standard

⁷ Velocity of Unit Under Calibration

PHOTO OF CALIBRATION SET-UP



Calibration set-up of the cup anemometer calibration in the wind tunnel of Jiranatee Associates Co., Ltd. The cup anemometer shown may differ from the calibrated one. Remark: The proportion of the set-up is not true to scale due to limiting geometry.

End of Certificate of Calibration
JIRANATEE ASSOCIATES CO., LTD.

Certificate Number

CL-018-66

CERTIFICATE OF CALIBRATION

Page 1 of 2 Pages

MEASUREMENT ITEM : Wind Direction Sensor
MANUFACTURER : Novalyne
MODEL/TYPE : Sensor: WS-02F
Data logger: 200-WS-25LB
SERIAL NUMBER : Sensor: -
Data logger: A5375
ID NUMBER : RYG_F50413
CONDITION AS-RECEIVED : Used Item
CUSTOMER : ALS laboratory group (Thailand) Co., Ltd.
104 Phatthanakan 40, Phatthanakan Rd, Khwaeng Suan Luang,
Khet Suan Luang, Bangkok 10250 Thailand.

RECEIVED DATE : 27 Jan 2023
MEASUREMENT DATE : 10 Feb 2023
ISSUE DATE : 10 Feb 2023

ENVIRONMENTAL CONDITIONS:

Ambient condition in the laboratory are as follow:
Temperature : 23.0 ± 3.0 °C
Relative Humidity : 55.0 ± 15.0 %RH
Atmospheric Pressure : 1010.1 ± 10 hPa

PLACE OF CALIBRATION : Effel-type wind tunnel of Jiranatee Associates Co., Ltd.

CALIBRATION CONDITION : Wind tunnel cross-section area¹ 900 cm²
Win direction frontal area² 129 cm²
Diameter of mounting pipe³ - mm
Blockage ratio of test object⁴ 0.143 [-]

Preconditioning : 24 hours at ambient conditions.
Measurement Condition : The average values during measurement are (23.8)°C, (50.2) %RH and (1012.2) hPa.

TABULATION OF RESULTS:
The table on next page give the measured values.

Calibrated by:
☒ Mr. Sorawit Thachakul
☐ Miss Jittrapa Lertmolphol



Approved signature:

Mr. Panyin Booncharoen
Calibration Department Manager

Remarks:
¹ Nuclei cross-section area of the wind tunnel
² Projected cross-section area of the tested object include mounting pipe
³ Diameter of mounting pipe
⁴ Ratio $\frac{A_o}{A_t}$

THIS CERTIFICATE OF CALIBRATION MAY NOT BE REPRODUCED EXCEPT IN FULL UNLESS PERMISSION FOR REPRODUCTION HAS BEEN OBTAINED IN WRITING FROM THE LABORATORY

Certificate Number

CL-018-66

Page 2 of 2 Pages

MEASUREMENT RESULTS⁵

The wind direction sensor was calibrated against standard rotary encoder by comparison method. During calibration, the measurement was carried out at 45° intervals in clockwise and counterclockwise directions after offset adjustment has been made. The flow speed of wind tunnel (usually 5 m/s) is kept constant while the sensor is rotated around its vertical axis. The results of calibration and associated measurement uncertainties are reported in the table below.

Air speed m/s	D _{rot} Degree (°)	D _{meas} Degree (°)	Error Degree (°)	U (k=2) Degree (°)
0.000	0	0	0	0.58
45.000	41	41	-4	0.58
90.001	87	87	-3	0.74
135.000	133	133	-2	0.74
180.000	180	180	0	0.74
225.000	227	227	-2	0.68
270.000	273	273	3	0.68
315.000	318	318	3	0.74

Remark:

⁵ Calibration results only count for the tested circumstances and environmental conditions during which calibration took place.

⁶ Direction of standard

⁷ Direction of Unit Under Calibration



End of Certificate of Calibration

REVIEW BY: *Panyin Booncharoen*
APPROVED BY: *Mr. Panyin Booncharoen*
NEXT CAL. DATE: 5/9/24

Certificate Number

CL-001-66

CERTIFICATE OF CALIBRATION

Page 1 of 2 Pages

MEASUREMENT ITEM : Cup anemometer
MANUFACTURER : Novalyne
MODEL/TYPE : Sensor: WS-02F
Data logger: WS-25DL
SERIAL NUMBER : Sensor: -
Data logger: A4481
ID NUMBER : BUX_F50141
CONDITION AS-RECEIVED : Used Item
CUSTOMER : ALS laboratory group (Thailand) Co., Ltd.
104 Phatthanakan 40, Phatthanakan Rd, Khwaeng Suan Luang,
Khet Suan Luang, Bangkok 10250 Thailand.

RECEIVED DATE : 28 Dec 2022
MEASUREMENT DATE : 05 Jan 2023
ISSUE DATE : 09 Jan 2023

ENVIRONMENTAL CONDITIONS:

Ambient condition in the laboratory are as follow:
Temperature : 23.0 ± 3.0 °C
Relative Humidity : 55.0 ± 15.0 %RH
Atmospheric Pressure : 1010.1 ± 10 hPa

PLACE OF CALIBRATION : Effel-type wind tunnel of Jiranatee Associates Co., Ltd.

CALIBRATION CONDITIONS : Wind tunnel cross-section area¹ 900 cm²
Win direction frontal area² 100 cm²
Diameter of mounting pipe³ - mm
Blockage ratio of test object⁴ 0.111 [-]

Preconditioning : 24 hours at ambient conditions.
Measurement Condition : The average values during measurement are (23.9)°C, (47.3) %RH and (1015.0) hPa.

TABULATION OF RESULTS:
The table on next page give the measured values.

Calibrated by:
☒ Mr. Sorawit Thachakul
☐ Miss Jittrapa Lertmolphol



Approved signature:

Mr. Panyin Booncharoen
Calibration Department Manager

Remarks:
¹ Nuclei cross-section area of the wind tunnel
² Projected cross-section area of the tested object include mounting pipe
³ Diameter of mounting pipe
⁴ Ratio $\frac{A_o}{A_t}$

THIS CERTIFICATE OF CALIBRATION MAY NOT BE REPRODUCED EXCEPT IN FULL UNLESS PERMISSION FOR REPRODUCTION HAS BEEN OBTAINED IN WRITING FROM THE LABORATORY

Certificate Number

CL-001-66

Page 2 of 2 Pages

MEASUREMENT RESULTS⁵

The cup anemometer, Unit Under Calibration (UUC) was exercise at 10 m/s for 5 minutes prior to calibration being performed. The standard air velocity 0.5 m/s to 5 m/s was calculated by a standard air velocity transducer and above 5 m/s to 30 m/s was calculated by a pitot tube with precision differential pressure meter which was installed 40 mm and 300 mm respectively away from wind tunnel nozzle. UUC was installed at center of the test section. The calibration was carried out under both rising and falling air velocity in the range of 1 m/s to 16 m/s at calibration interval of 1 m/s. The results of calibration and associated measurement uncertainties are reported in the table below.

V _{std} (m/s)	Temp. wind tunnel (°C)	Temp. room (°C)	V _{meas} (m/s)	Error (m/s)	U (k=2) (m/s)
0.989	23.82	23.85	0.7	-0.3	0.16
2.031	23.90	23.85	1.7	-0.3	0.16
3.051	24.00	23.85	2.9	-0.2	0.20
4.132	23.84	23.85	3.9	-0.2	0.20
5.00	23.88	23.85	4.9	-0.1	0.24
5.98	23.94	23.85	5.8	-0.2	0.18
7.06	23.82	23.85	6.9	-0.2	0.19
8.17	23.90	23.85	8.0	-0.1	0.22
9.09	23.72	23.85	9.0	-0.1	0.21
10.08	23.86	23.85	9.9	-0.2	0.20
11.14	23.60	23.85	11.0	-0.1	0.26
12.14	23.74	23.85	12.1	-0.1	0.28
13.21	23.68	23.85	13.0	-0.2	0.21
14.28	23.70	23.85	14.1	-0.2	0.27
15.26	23.64	23.85	15.0	-0.3	0.26
16.30	23.60	23.85	16.1	-0.2	0.28


Remark:

⁵ Calibration results only count for the tested circumstances and environmental conditions during which calibration took place.

⁶ Velocity of standard

⁷ Velocity of Unit Under Calibration

PHOTO OF CALIBRATION SET-UP



Calibration set-up of the cup anemometer calibration in the wind tunnel of Jiranatee Associates Co., Ltd. The cup anemometer shown may differ from the calibrated one. Remark: The proportion of the set-up is not true to scale due to imaging geometry.



End of Certificate of Calibration

CERTIFICATE OF CALIBRATION

Page 1 of 2 Pages

MEASUREMENT ITEM

MANUFACTURER

MODEL/TYPE

SERIAL NUMBER

ID NUMBER

CONDITION AS-RECEIVED

CUSTOMER

RECEIVED DATE

MEASUREMENT DATE

ISSUE DATE

ENVIRONMENTAL CONDITIONS:

PLAC OF CALIBRATION

CALIBRATION CONDITION

Preconditioning

Measurement Condition

TABULATION OF RESULTS:

Calibrated by:

Remark:

1. Validity cross-section area of the wind tunnel

2. Prescribed cross-section area of the tested object include mounting pipe

3. Diameter of mounting pipe

4. Ratio 1 to 1

Wind Direction Sensor

Novolyne

Sensor: WS-03F

Data logger: WS-25DL

Sensor: -

Data logger: A4481

Box: J50141

Used Item

ALS laboratory group (Thailand) Co., Ltd.

104 Phatthanakan 40, Phatthanakan Rd, Khwaeng Suan Luang,

Khet Suan Luang, Bangkok 10250 Thailand.

28 Dec 2022

06 Jan 2023

09 Jan 2023

23.0 ± 3.0 °C

55.0 ± 15.0 %RH

1010 ± 10 hPa

Eliff-type wind tunnel of Jiranatee Associates Co., Ltd.

Wind tunnel cross-section area¹ 900 cm²

Win direction frontal area² 129 cm²

Diameter of mounting pipe³ - mm

Blockage ratio of test object⁴ 0.143 [-]

24 hours at ambient conditions.

The average values during measurement are (23.5) °C, (48.8) %RH and (1015.8) hPa.

The table on next page give the measured values.

Calibrated by:

Mr. Soravit Thabchala

Miss Jitraporn Leritongphol

Remark:

1. Validity cross-section area of the wind tunnel

2. Prescribed cross-section area of the tested object include mounting pipe

3. Diameter of mounting pipe

4. Ratio 1 to 1

Calibration procedure:

The wind direction sensor was calibrated against

Standard Rotary Encoder model AX4009TS

DMD4-P3-S-UD in an close test-section of Eliff-

type wind tunnel with 900 cm² cross test section

area. The WS-CL-008 based on IEC 61400-12-1

Wind energy generation systems - Part 12-1

Power performance measurements of electricity

producing wind turbines, March 2017 was used as

a calibration guideline.

Traceability:

This certificate provides a traceability of the

measurements to recognized the national

standards, and to realization of the international

system of units (SI) through the NMAT (National

Metrology Institute of Thailand) via Certificate

number: DA-0043-22

Uncertainty of Measurement:

The reported uncertainty of measurement is

based on the standard uncertainty multiplied by a

coverage factor k=2, which for a normal

distribution corresponds to a coverage probability

of approximately 95%. The standard uncertainty

has been determined in accordance with the GUM

Evaluation of measurement

data - Guide to the expression of uncertainty in

measurement⁵

Page 2 of 2 Pages

MEASUREMENT RESULTS⁵

The wind direction sensor was calibrated against standard rotary encoder by comparison method. During calibration, the measurement was carried out at 45° intervals in clockwise and counterclockwise directions after offset adjustment has been made. The flow speed of wind tunnel (usually 5 m/s) is kept constant while the sensor is rotated around its vertical axis. The results of calibration and associated measurement uncertainties are reported in the table below.

Air speed m/s	D _{ref} Degree (°)	D _{meas} Degree (°)	Error Degree (°)	U (k=2) Degree (°)
	0.000	0	0	0.58
	45.000	41	-4	0.74
	90.000	87	-3	0.68
	135.000	134	-1	0.74
	180.000	181	1	0.74
	225.000	228	3	0.74
	270.000	273	3	0.74
	315.000	318	3	0.68

Remark:

¹ Calibration results only count for the tested circumstances and environmental conditions during which calibration took place

² Direction of standard

³ Direction of Unit Under Calibration

End of Certificate of Calibration

SITHIPORN ASSOCIATES CO., LTD. CALIBRATION LABORATORY

451-451/1 Sirinthorn Road, Bangbunrum, Bangplud, Bangkok, 10700 Thailand
Tel : +66 2433 8331 Email : calibration@sithiporn.com

SITHIPORN
associates



SITHIPORN ASSOCIATES CO., LTD. CALIBRATION LABORATORY

451-451/1 Sirinthorn Road, Bangbunrum, Bangplud, Bangkok, 10700 Thailand
Tel : +66 2433 8331 Email : calibration@sithiporn.com

SITHIPORN
associates



Cert. No. : ACC24008
Job No. : VC67AC0058
Pages : 2 of 3

Calibration Certificate

Equipment : SOUND CALIBRATOR
Manufacturer : RION
Model : NC-75
Serial No.: 35002736
ID No.: RYG_FS0496

Condition As Found : GOOD

Customer : ALS LABORATORY GROUP (THAILAND) CO., LTD.
104 PHATTHANAKAN 40, PHATTHANAKAN ROAD,
KHWANG PHATTHANAKAN, KHET SUAN LUANG,
BANGKOK, 10250 THAILAND.

Location :
Ambient Temperature : (23.0 ± 3) °C
Pressure : (101.3 ± 3) kPa
Relative Humidity : (50.0 ± 20) %

Received Date : 19 JANUARY 2024
Calibration Date : 26 JANUARY 2024
Date of Issue : 29 JANUARY 2024

Calibrated by : Nathakorn Pisutpaisan

Approved by :

(Thanakul Petchurai)

This certificate is issued in accordance with the requirements of ISO/IEC 17025 standard, may not be reproduced other than in full, except with the prior written approval of the head of Calibration Laboratory.

Calibration Procedure : CP-AC-03

Calibration Method :

This equipment was calibrated by follow on IEC-60942:2003 Standard.

The sound pressure level, frequency and total distortion of the sound calibrator was measured using the reference microphone.

Condition of this result of calibration :

1. Reference Standard Instruments :

Instrument	Model	Serial No.	Cert. No.	Due Date
Waveform Generator	33511B	MY52302742	EF-0010-23	07-FEB-24
Digital Multimeter	33461A	MY53220104	EEL-BP 30/0266	13-FEB-24
Digital Multimeter	33461A	MY53220076	EEL-BP 30/0267	13-FEB-24
Digital Multimeter	33461A	MY60024273	EEL-BP 31/0266	14-FEB-24
Programmable Attenuator	MAT-1070	62100114	EF-0011-23	08-FEB-24
Condenser Microphone	4180	2977900	AA-1001-23	14-FEB-24
Measuring Amplifier	NA-42KA1	34560495	AA-3002-23	14-FEB-24
Audio Analyzer	AVR-3360A	V744B6069	EF-0012-23	10-FEB-24

2. This result of calibration was found accurate as shown on date and place of calibration for this calibrated item only.

3. This certificate is traceable to the international system of unit maintained at :

3.1 National Institute of Metrology (Thailand).

3.2 Thailand Institute of Scientific and Technological Research (TISTR).

(Thanakul Petchurai)

SITHIPORN ASSOCIATES CO., LTD.
CALIBRATION LABORATORY

451-451/1 Sirinthorn Road, Bangbunru, Bangplud, Bangkok, 10700 Thailand
Tel. +66 2433 8331 Email : calibration@sithiporn.com



Cert. No. : ACC24008
Job No. : VC67AC0058
Pages : 3 of 3

Result of calibration :

1. Sound pressure level

Specified sound pressure level (dB)	Measured value (dB)	Deviated value (dB)	Uncertainty (dB)	Acceptance limit (dB)
94	93.98	-0.02	0.14	0.40

2. Frequency

Specified Frequency (Hz)	Measured value (Hz)	Deviated value (%)	Uncertainty (%)	Acceptance limit (%)
1000	1000.0	0.0	0.1	1.0

3. Total distortion

Measured value (%)	Uncertainty (%)	Acceptance limit (%)
0.83	0.10	3.0

The reported uncertainty is based on a standard uncertainty multiplied by coverage factor $k = 2$ or any value following calculation, providing a level of confidence of approximately 95 %

End of Calibration Certificate

T. Petchur

SITHIPORN ASSOCIATES CO., LTD.
CALIBRATION LABORATORY

451-451/1 Sirinthorn Road, Bangbunru, Bangplud, Bangkok, 10700 Thailand
Tel. +66 2433 8331 Email : calibration@sithiporn.com



Cert. No. : ACL24090
Pages : 1 of 8

Calibration Certificate

Equipment : SOUND LEVEL METER
Manufacturer : RION
Model : NL-42 / Microphone UC-52 / Preamplifier NH-24
Serial No.: 00233183 / 144835 / 23230
ID No.: RYG_FS0024

Condition As Found : GOOD

Customer : ALS LABORATORY GROUP (THAILAND) CO., LTD.
104 PHATTHANAKAN 40, PHATTHANAKAN ROAD,
KHWANG PHATTHANAKAN, KHET SUAN LUANG,
BANGKOK, 10250 THAILAND.

Location : -
Ambient Temperature : (23.0 ± 3) °C
Pressure : (101.3 ± 3) kPa
Relative Humidity : (50.0 ± 20) %
Received Date : 19 JANUARY 2024
Calibration Date : 25-26 JANUARY 2024
Date of Issue : 29 JANUARY 2024



Calibrated by : Nathakorn Pisutpaisan

Approved by :

T. Petchur
(Thanakul Petchurai)

This certificate is issued in accordance with the requirements of ISO/IEC 17025 standard, may not be reproduced other than in full, except with the prior written approval of the head of Calibration Laboratory.

SITHIPORN ASSOCIATES CO., LTD.
CALIBRATION LABORATORY

451-451/1 Sirinthorn Road, Bangbunru, Bangplud, Bangkok, 10700 Thailand
Tel. +66 2433 8331 Email : calibration@sithiporn.com



Cert. No. : ACL24090
Job No. : VC67AC0058
Pages : 2 of 8

Calibration Procedure : CP-AC-01

Calibration Method :

This equipment was calibrated by follow on IEC-61672-3 (2013) Standard for sound level meter (SLM).
The SLM had tests to Acoustical and Electrical signal tests of frequency weighting with Anechoic chamber and Reference Standard Instruments.
For tests results of each items were made by observation of each Instruments display and also with SLM's display.

Condition of this result of calibration :

1. Reference Standard Instruments :

Instrument	Model	Serial No.	Cert. No.	Due Date
Waveform Generator	33210A	MY48017076	EF-0009-23	07-FEB-24
Waveform Generator	33511B	MY52302742	EF-0010-23	07-FEB-24
Digital Multimeter	33461A	MY53220104	EEL-BP 30/0266	13-FEB-24
Digital Multimeter	33461A	MY53220076	EEL-BP 29/0266	13-FEB-24
Digital Multimeter	34461A	MY60024273	EEL-BP 31/0266	14-FEB-24
Programmable Attenuator	MAT-1070	62100114	EF-0011-23	08-FEB-24
Condenser Microphone	4180	2977900	AA-1001-23	14-FEB-24
Measuring Amplifier	NA-42KA1	34560495	AA-3002-23	14-FEB-24

2. This result of calibration was found accurate as shown on date and place of calibration for this calibrated item only.

3. This certificate is traceable to the international system of unit maintained at :

- 3.1 National Institute of Metrology (Thailand).
- 3.2 Thailand Institute of Scientific and Technological Research (TISTR).

T. Petchur

SITHIPORN ASSOCIATES CO., LTD.
CALIBRATION LABORATORY

451-451/1 Sirinthorn Road, Bangbunru, Bangplud, Bangkok, 10700 Thailand
Tel. +66 2433 8331 Email : calibration@sithiporn.com



Cert. No. : ACL24090
Job No. : VC67AC0058
Pages : 3 of 8

Summary of Measurement Result :

Parameter	Uncertainty (dB)	Maximum-permitted uncertainty of measurement (dB)
1. Absolute sensitivity	0.2	N/A
2. Self-generated noise	0.2	N/A
3. Acoustical signal tests of frequency weightings		
125 Hz	0.3	0.6
1000 Hz	0.3	0.6
8000 Hz	0.3	0.7
4. Electrical signal tests of frequency weightings		
For 10 Hz to 4 kHz	0.3	0.6
For > 4 kHz to 10 kHz	0.3	0.7
For > 10 kHz to 20 kHz	-	1.0
5. Frequency and time weightings at 1 kHz	0.2	0.2
6. Long - term stability	0.1	0.1
7. Level linearity on the reference level range	0.2	0.3
8. Level linearity including the level range control	0.2	0.3
9. Tone burst response	0.2	0.3
10. Peak C sound level	0.2	0.35
11. Overload indication	0.2	0.25
12. High level stability	0.1	0.1

T. Petchur

SITHIPORN ASSOCIATES CO., LTD.
CALIBRATION LABORATORY

451-451/1 Sirinthorn Road, Bangbunmru, Bangplud, Bangkok, 10700 Thailand
Tel. +66 2433 8331 Email : calibration@sithiporn.com



Cert. No. : ACL24090
Job No. : VC67AC0058
Pages : 4 of 8

Result of calibration :

1. Absolute sensitivity

Reference Acoustic Signal (dB)	Measured Value (dB)	Deviation (dB)	Acceptance Limit (dB)
93.9 (93.98)	93.9	0.0	±0.3

2. Self-generated noise

2.1 Normal test

Measured Value (dB)
18.3

2.2 The microphone of the sound level meter was replaced by electrical signal input device.

Frequency Weighting	Measured value (dB)
A - weight	14.2
C - weight	20.0
Flat	25.6

3. Acoustical signal tests of frequency weightings

Meter free-field acoustic response at a level of 84 dB

Frequency (Hz)	Deviation from various frequency weighting response curve (dB)			
	Flat	C-weight	A-weight	Acceptance Limits
125	0.2	0.2	0.2	± 1.5
1000	0.1	0.1	0.1	± 1.0
8000	0.3	0.3	0.3	±5.0

7. Petch.

SITHIPORN ASSOCIATES CO., LTD.
CALIBRATION LABORATORY

451-451/1 Sirinthorn Road, Bangbunmru, Bangplud, Bangkok, 10700 Thailand
Tel. +66 2433 8331 Email : calibration@sithiporn.com



Cert. No. : ACL24090
Job No. : VC67AC0058
Pages : 5 of 8

4. Electrical signal tests of frequency weightings

Weighting network response with relative to 1 kHz.

Frequency (Hz)	Deviation from various frequency weighting response curve (dB)			
	Flat	C-weight	A-weight	Acceptance Limits
63	0.0	0.0	0.0	±2.0
125	0.0	0.0	0.0	±1.5
250	0.0	0.0	0.0	±1.5
500	0.0	0.0	0.0	±1.5
1000	0.0	0.0	0.0	±1.0
2000	0.0	0.0	0.0	±2.0
4000	0.0	0.0	0.0	±3.0
8000	0.0	0.1	0.1	±5.0

5. Frequency and time weightings at 1 kHz

5.1 Frequency weightings at 1 kHz

Frequency Weighting	Anticipated Value (dB)	Measured Value (dB)	Deviated Value (dB)	Acceptance Limits (dB)
A - weight	94.0	94.0	0.0	± 0.2
C - weight	94.0	94.0	0.0	± 0.2
Flat	94.0	94.0	0.0	± 0.2

5.2 Time weighting at 1 kHz

Frequency Weighting	Anticipated Value (dB)	Measured Value (dB)	Deviated Value (dB)	Acceptance Limits (dB)
Fast	94.0	94.0	0.0	± 0.1
Slow	94.0	94.0	0.0	± 0.1
Leq	94.0	94.0	0.0	± 0.1

6. Long - term stability

Frequency Weighting	SLM Display at initial (dB)	SLM Display at final (dB)	Deviated Value (dB)	Acceptance Limits (dB)
A - weight	94.0	94.0	0.0	± 0.3

7. Petch.

SITHIPORN ASSOCIATES CO., LTD.
CALIBRATION LABORATORY

451-451/1 Sirinthorn Road, Bangbunmru, Bangplud, Bangkok, 10700 Thailand
Tel. +66 2433 8331 Email : calibration@sithiporn.com



Cert. No. : ACL24090
Job No. : VC67AC0058
Pages : 6 of 8

7. Level linearity on the reference level range

Anticipated Value (dB)	Measured Value (dB)	Deviated Value (dB)	Acceptance Limits (dB)
137.0	137.0	0.0	± 1.1
136.0	136.0	0.0	± 1.1
135.0	135.0	0.0	± 1.1
134.0	134.0	0.0	± 1.1
133.0	133.0	0.0	± 1.1
132.0	132.0	0.0	± 1.1
131.0	131.0	0.0	± 1.1
129.0	129.0	0.0	± 1.1
124.0	124.0	0.0	± 1.1
119.0	119.0	0.0	± 1.1
114.0	114.0	0.0	± 1.1
109.0	109.0	0.0	± 1.1
104.0	104.0	0.0	± 1.1
99.0	99.0	0.0	± 1.1
94.0	94.0	0.0	± 1.1
89.0	89.0	0.0	± 1.1
84.0	84.0	0.0	± 1.1
79.0	79.0	0.0	± 1.1
74.0	74.1	0.1	± 1.1
69.0	69.0	0.0	± 1.1
64.0	64.0	0.0	± 1.1
59.0	59.1	0.1	± 1.1
54.0	54.0	0.0	± 1.1
49.0	49.0	0.0	± 1.1
44.0	44.0	0.0	± 1.1
39.0	39.0	0.0	± 1.1
34.0	34.1	0.1	± 1.1
30.0	30.1	0.1	± 1.1
29.0	29.2	0.2	± 1.1
28.0	28.3	0.3	± 1.1
27.0	27.3	0.3	± 1.1
26.0	26.4	0.4	± 1.1
25.0	25.4	0.4	± 1.1

7. Petch.

SITHIPORN ASSOCIATES CO., LTD.
CALIBRATION LABORATORY

451-451/1 Sirinthorn Road, Bangbunmru, Bangplud, Bangkok, 10700 Thailand
Tel. +66 2433 8331 Email : calibration@sithiporn.com



Cert. No. : ACL24090
Job No. : VC67AC0058
Pages : 7 of 8

8. Level linearity including the level range control

Range	Anticipated Value (dB)	Measured Value (dB)	Deviated Value (dB)	Acceptance Limits (dB)
Auto	94.0	94.0	0.0	±1.1

9. Tone burst response

Time Weighting	Tone burst duration, Tb (ms)	Cycle	Anticipated Value (dB)	Measured Value (dB)	Deviated Value (dB)	Acceptance Limits (dB)
Fast	0.25	1	108.0	107.9	-0.1	1.5 ; -5.0
	2	8	117.0	117.0	0.0	1.0 ; -2.5
	200	800	134.0	134.0	0.0	±1.0
Slow	2	8	108.0	108.0	0.0	1.5 ; -5.0
	200	800	127.6	127.6	0.0	±1.0
	0.25	1	99.0	98.9	-0.1	1.5 ; -5.0
SEL	2	8	108.0	108.0	0.0	1.0 ; -2.5
	200	800	128.0	128.0	0.0	±1.0

10. Peak C sound level

Number of cycle in test signal	Anticipated Value (dB)	Measured Value, L _{peak} (dB)	Deviated Value (dB)	Acceptance Limits (dB)
Continuous	133.0	133.0	0.0	±3.0
One	136.4	135.7	-0.7	±3.0

Number of cycle in test signal	Anticipated Value (dB)	Measured Value (dB)	Deviated Value (dB)	Acceptance Limits (dB)
Continuous	133.0	133.0	0.0	±2.0
Positive half cycle	135.4	135.2	-0.2	±2.0
Negative half cycle	135.4	135.2	-0.2	±2.0

7. Petch.

SITHIPORN ASSOCIATES CO., LTD.
CALIBRATION LABORATORY

451-451/1 Sirinthorn Road, Bangbunru, Bangplud, Bangkok, 10700 Thailand
Tel. +66 2433 8331 Email: calibration@sithiporn.com

SITHIPORN
associates



Cert. No. : ACL24090
Job No. : VC67AC0058
Pages : 8 of 8

11. Overload indication

Measured value (dB)		Deviated Value (dB)	Acceptance Limits (dB)
Positive one-half cycle	Negative one-half cycle		
89.5	89.5	0.0	±1.5

12. High level stability

Frequency Weighting	SLM Display at initial (dB)	SLM Display at final (dB)	Deviated Value (dB)	Acceptance Limits (dB)
A - weight	137.0	137.0	0.0	±0.3

The reported uncertainty is based on a standard uncertainty multiplied by coverage factor $k = 2$
or any value following calculation, providing a level of confidence of approximately 95 %

End of Calibration Certificate

T. Petchur

SITHIPORN ASSOCIATES CO., LTD.
CALIBRATION LABORATORY

451-451/1 Sirinthorn Road, Bangbunru, Bangplud, Bangkok, 10700 Thailand
Tel. +66 2433 8331 Email: calibration@sithiporn.com

SITHIPORN
associates



Cert. No. : ACL24091
Pages : 1 of 8

Calibration Certificate


Equipment : SOUND LEVEL METER
Manufacturer : RION
Model : NL-42 / Microphone UC-52 / Preamplifier NH-24
Serial No. : 00233184 / 144837 / 23232
ID No. : RYG_FS0025

Condition As Found : GOOD

Customer : ALS LABORATORY GROUP (THAILAND) CO., LTD.
104 PHATTHANAKAN 40, PHATTHANAKAN ROAD,
KHAENG PHATTHANAKAN, KHET SUAN LUANG,
BANGKOK, 10250 THAILAND.

Location : -
Ambient Temperature : (23.0 ± 3) °C
Pressure : (101.3 ± 3) kPa
Relative Humidity : (50.0 ± 20) %

Received Date : 19 JANUARY 2024
Calibration Date : 25-26 JANUARY 2024
Date of Issue : 29 JANUARY 2024



Calibrated by : Nithakorn Pisutpaisan

Approved by :

T. Petchur
(Thanakul Petchurai)

This certificate is issued in accordance with the requirements of ISO/IEC 17025 standard, may not be reproduced
other than in full, except with the prior written approval of the head of Calibration Laboratory.

SITHIPORN ASSOCIATES CO., LTD.
CALIBRATION LABORATORY

451-451/1 Sirinthorn Road, Bangbunru, Bangplud, Bangkok, 10700 Thailand
Tel. +66 2433 8331 Email: calibration@sithiporn.com

SITHIPORN
associates



Cert. No. : ACL24091
Job No. : VC67AC0058
Pages : 2 of 8

Calibration Procedure : CP-AC-01

Calibration Method :

This equipment was calibrated by follow on IEC-61672-3 (2013) Standard for sound level meter (SLM).
The SLM had tests to Acoustical and Electrical signal tests of frequency weighting with Anechoic chamber and Reference
Standard Instruments.
For tests results of each items were made by observation of each Instruments display and also with SLM's display.

Condition of this result of calibration :

1. Reference Standard Instruments :

Instrument	Model	Serial No.	Cert. No.	Due Date
Waveform Generator	33210A	MY48017076	EF-0009-23	07-FEB-24
Waveform Generator	33511B	MY52302742	EF-0010-23	07-FEB-24
Digital Multimeter	33461A	MY53220104	EELBP 30/0266	13-FEB-24
Digital Multimeter	33461A	MY53220076	EELBP 29/0266	13-FEB-24
Digital Multimeter	34461A	MY60024273	EELBP 31/0266	14-FEB-24
Programmable Attenuator	MAT-1070	62100114	EF-0011-23	08-FEB-24
Condenser Microphone	4180	2977900	AA-1001-23	14-FEB-24
Measuring Amplifier	NA-42KAI	34560495	AA-3002-23	14-FEB-24

2. This result of calibration was found accurate as shown on date and place of calibration for this calibrated item only.

3. This certificate is traceable to the international system of unit maintained at :

3.1 National Institute of Metrology (Thailand).

3.2 Thailand Institute of Scientific and Technological Research (TISTR).

T. Petchur

SITHIPORN ASSOCIATES CO., LTD.
CALIBRATION LABORATORY

451-451/1 Sirinthorn Road, Bangbunru, Bangplud, Bangkok, 10700 Thailand
Tel. +66 2433 8331 Email: calibration@sithiporn.com

SITHIPORN
associates



Cert. No. : ACL24091
Job No. : VC67AC0058
Pages : 3 of 8

Summary of Measurement Result :

Parameter	Uncertainty (dB)	Maximum-permitted uncertainty of measurement (dB)
1. Absolute sensitivity	0.2	N/A
2. Self-generated noise	0.2	N/A
3. Acoustical signal tests of frequency weightings		
125 Hz	0.3	0.6
1000 Hz	0.3	0.6
8000 Hz	0.3	0.7
4. Electrical signal tests of frequency weightings		
For 10 Hz to 4 kHz	0.3	0.6
For > 4 kHz to 10 kHz	0.3	0.7
For > 10 kHz to 20 kHz	-	1.0
5. Frequency and time weightings at 1 kHz	0.2	0.2
6. Long - term stability	0.1	0.1
7. Level linearity on the reference level range	0.2	0.3
8. Level linearity including the level range control	0.2	0.3
9. Tone burst response	0.2	0.3
10. Peak C sound level	0.2	0.35
11. Overload indication	0.2	0.25
12. High level stability	0.1	0.1

T. Petchur

SITHIPORN ASSOCIATES CO., LTD.
CALIBRATION LABORATORY

451-451/1 Sirinthorn Road, Bangbunmu, Bangplud, Bangkok, 10700 Thailand
Tel. +66 2433 8331 Email : calibration@sithiporn.com



Cert. No. : ACL24091
Job No. : VC67AC0058
Pages : 4 of 8

Result of calibration :

1. Absolute sensitivity

Reference Acoustic Signal (dB)	Measured Value (dB)	Deviation (dB)	Acceptance Limit (dB)
93.9 (93.98)	93.9	0.0	±0.3

2. Self-generated noise

2.1 Normal test

Measured Value (dB)
14.6

2.2 The microphone of the sound level meter was replaced by electrical signal input device.

Frequency Weighting	Measured value (dB)
A - weight	10.8
C - weight	17.3
Flat	23.0

3. Acoustical signal tests of frequency weightings

Meter free-field acoustic response at a level of 84 dB

Frequency (Hz)	Deviation from various frequency weighting response curve (dB)			
	Flat	C-weight	A-weight	Acceptance Limits
125	0.3	0.3	0.3	± 1.5
1000	0.0	0.0	0.0	± 1.0
8000	-0.3	-0.3	-0.3	±5.0

T. Petch

SITHIPORN ASSOCIATES CO., LTD.
CALIBRATION LABORATORY

451-451/1 Sirinthorn Road, Bangbunmu, Bangplud, Bangkok, 10700 Thailand
Tel. +66 2433 8331 Email : calibration@sithiporn.com



Cert. No. : ACL24091
Job No. : VC67AC0058
Pages : 5 of 8

4. Electrical signal tests of frequency weightings

Weighting network response with relative to 1 kHz.

Frequency (Hz)	Deviation from various frequency weighting response curve (dB)			
	Flat	C-weight	A-weight	Acceptance Limits
63	-0.1	0.0	0.0	±2.0
125	0.0	0.0	0.0	±1.5
250	0.0	0.0	-0.1	±1.5
500	0.0	0.0	0.0	±1.5
1000	0.0	0.0	0.0	±1.0
2000	0.0	0.0	0.0	±2.0
4000	0.0	0.0	0.0	±3.0
8000	0.0	0.1	0.1	±5.0

5. Frequency and time weightings at 1 kHz

5.1 Frequency weightings at 1 kHz

Frequency Weighting	Anticipated Value (dB)	Measured Value (dB)	Deviated Value (dB)	Acceptance Limits (dB)
A - weight	94.0	94.0	0.0	± 0.2
C - weight	94.0	94.0	0.0	± 0.2
Flat	94.0	94.0	0.0	± 0.2

5.2 Time weighting at 1 kHz

Frequency Weighting	Anticipated Value (dB)	Measured Value (dB)	Deviated Value (dB)	Acceptance Limits (dB)
Fast	94.0	94.0	0.0	± 0.1
Slow	94.0	94.0	0.0	± 0.1
Leq	94.0	94.0	0.0	± 0.1

6. Long - term stability

Frequency Weighting	SLM Display at initial (dB)	SLM Display at final (dB)	Deviated Value (dB)	Acceptance Limits (dB)
A - weight	94.0	94.0	0.0	± 0.3

T. Petch

SITHIPORN ASSOCIATES CO., LTD.
CALIBRATION LABORATORY

451-451/1 Sirinthorn Road, Bangbunmu, Bangplud, Bangkok, 10700 Thailand
Tel. +66 2433 8331 Email : calibration@sithiporn.com



Cert. No. : ACL24091
Job No. : VC67AC0058
Pages : 6 of 8

7. Level linearity on the reference level range

Anticipated Value (dB)	Measured Value (dB)	Deviated Value (dB)	Acceptance Limits (dB)
137.0	137.0	0.0	± 1.1
136.0	136.0	0.0	± 1.1
135.0	135.0	0.0	± 1.1
134.0	134.0	0.0	± 1.1
133.0	132.9	-0.1	± 1.1
132.0	131.9	-0.1	± 1.1
131.0	130.9	-0.1	± 1.1
129.0	129.0	0.0	± 1.1
124.0	124.0	0.0	± 1.1
119.0	119.0	0.0	± 1.1
114.0	114.0	0.0	± 1.1
109.0	109.0	0.0	± 1.1
104.0	104.0	0.0	± 1.1
99.0	99.0	0.0	± 1.1
94.0	94.0	0.0	± 1.1
89.0	89.0	0.0	± 1.1
84.0	84.0	0.0	± 1.1
79.0	79.0	0.0	± 1.1
74.0	74.0	0.0	± 1.1
69.0	69.0	0.0	± 1.1
64.0	64.0	0.0	± 1.1
59.0	59.0	0.0	± 1.1
54.0	54.0	0.0	± 1.1
49.0	49.0	0.0	± 1.1
44.0	44.0	0.0	± 1.1
39.0	39.0	0.0	± 1.1
34.0	34.0	0.0	± 1.1
30.0	30.0	0.0	± 1.1
29.0	29.0	0.0	± 1.1
28.0	28.1	0.1	± 1.1
27.0	27.0	0.0	± 1.1
26.0	26.1	0.1	± 1.1
25.0	25.1	0.1	± 1.1

T. Petch

SITHIPORN ASSOCIATES CO., LTD.
CALIBRATION LABORATORY

451-451/1 Sirinthorn Road, Bangbunmu, Bangplud, Bangkok, 10700 Thailand
Tel. +66 2433 8331 Email : calibration@sithiporn.com



Cert. No. : ACL24091
Job No. : VC67AC0058
Pages : 7 of 8

8. Level linearity including the level range control

Range	Anticipated Value (dB)	Measured Value (dB)	Deviated Value (dB)	Acceptance Limits (dB)
Auto	94.0	94.1	0.1	±1.1

9. Tone burst response

Time	Tone burst duration, Tb (ms)	Cycle	Anticipated Value (dB)	Measured Value (dB)	Deviated Value (dB)	Acceptance Limits (dB)
Fast	0.25	1	108.0	107.9	-0.1	1.5 ; -5.0
	2	8	117.0	117.0	0.0	1.0 ; -2.5
	200	800	134.0	134.0	0.0	±1.0
Slow	2	8	108.0	108.0	0.0	1.5 ; -5.0
	200	800	127.6	127.6	0.0	±1.0
SEL	0.25	1	99.0	98.9	-0.1	1.5 ; -5.0
	2	8	108.0	108.0	0.0	1.0 ; -2.5
	200	800	128.0	128.0	0.0	±1.0

10. Peak C sound level

Number of cycle in test signal	Anticipated Value (dB)	Measured Value, L _{peak} (dB)	Deviated Value (dB)	Acceptance Limits (dB)
Continuous	133.0	133.0	0.0	±3.0
One	136.4	135.6	-0.8	±3.0

Number of cycle in test signal	Anticipated Value (dB)	Measured Value (dB)	Deviated Value (dB)	Acceptance Limits (dB)
Continuous	133.0	133.0	0.0	±2.0
Positive half cycle	135.4	135.1	-0.3	±2.0
Negative half cycle	135.4	135.1	-0.3	±2.0

T. Petch

SITHIPORN ASSOCIATES CO., LTD.
CALIBRATION LABORATORY

451-451/1 Sirinthorn Road, Bangbunmu, Bangplud, Bangkok, 10700 Thailand
Tel. +66 2433 8331 Email : calibration@sithiporn.com



Cert. No. : ACL24091
Job No. : VC67AC0058
Pages : 8 of 8

11. Overload Indication

Measured value (dB)		Deviated Value (dB)	Acceptance Limits (dB)
Positive one-half cycle	Negative one-half cycle		
89.6	89.6	0.0	±1.5

12. High level stability

Frequency Weighting	SLM Display at initial (dB)	SLM Display at final (dB)	Deviated Value (dB)	Acceptance Limits (dB)
A - weight	137.0	137.0	0.0	±0.3

The reported uncertainty is based on a standard uncertainty multiplied by coverage factor $k = 2$
or any value following calculation, providing a level of confidence of approximately 95 %

End of Calibration Certificate

T. Petchurai

SITHIPORN ASSOCIATES CO., LTD.
CALIBRATION LABORATORY

451-451/1 Sirinthorn Road, Bangbunmu, Bangplud, Bangkok, 10700 Thailand
Tel. +66 2433 8331 Email : calibration@sithiporn.com



Cert. No. : ACL24092
Pages : 1 of 8

Calibration Certificate

Equipment : SOUND LEVEL METER
Manufacturer : RION
Model : NL-42 / Microphone UC-52 / Preamplifier NH-24
Serial No. : 00734220 / 145286 / 34371
ID No. : RYG_FS0026

Condition As Found : GOOD

Customer : ALS LABORATORY GROUP (THAILAND) CO., LTD.
104 PHATTHANAKAN 40, PHATTHANAKAN ROAD,
KHWAENG PHATTHANAKAN, KHET SUAN LUANG,
BANGKOK, 10250 THAILAND.

Location : -
Ambient Temperature : (23.0 ± 3) °C
Pressure : (101.3 ± 3) kPa
Relative Humidity : (50.0 ± 20) %

Received Date : 19 JANUARY 2024
Calibration Date : 25-26 JANUARY 2024
Date of Issue : 29 JANUARY 2024

Calibrated by : Nithakorn Pisutpaisan

Approved by : *T. Petchurai*
(Thanakul Petchurai)

This certificate is issued in accordance with the requirements of ISO/IEC 17025 standard, may not be reproduced
other than in full, except with the prior written approval of the head of Calibration Laboratory.

SITHIPORN ASSOCIATES CO., LTD.
CALIBRATION LABORATORY

451-451/1 Sirinthorn Road, Bangbunmu, Bangplud, Bangkok, 10700 Thailand
Tel. +66 2433 8331 Email : calibration@sithiporn.com



Cert. No. : ACL24092
Job No. : VC67AC0058
Pages : 2 of 8

Calibration Procedure : CP-AC-01

Calibration Method :

This equipment was calibrated by follow on IEC-61672-3 (2013) Standard for sound level meter (SLM).
The SLM had tests to Acoustical and Electrical signal tests of frequency weighting with Anechoic chamber and Reference
Standard Instruments.
For tests results of each items were made by observation of each Instruments display and also with SLM's display.

Condition of this result of calibration :

1. Reference Standard Instruments :

Instrument	Model	Serial No.	Cert. No.	Due Date
Waveform Generator	33210A	MY48017076	EF-0009-23	07-FEB-24
Waveform Generator	33511B	MY52302742	EF-0010-23	07-FEB-24
Digital Multimeter	33461A	MY53220104	EEL_BP 30/0266	13-FEB-24
Digital Multimeter	33461A	MY53220076	EEL_BP 29/0266	13-FEB-24
Digital Multimeter	34461A	MY60024273	EEL_BP 31/0266	14-FEB-24
Programmable Attenuator	MAT-1070	62100114	EF-0011-23	08-FEB-24
Condenser Microphone	4180	2977900	AA-1001-23	14-FEB-24
Measuring Amplifier	NA-42KAI	34560495	AA-3002-23	14-FEB-24

2. This result of calibration was found accurate as shown on date and place of calibration for this calibrated item only.

3. This certificate is traceable to the international system of unit maintained at :

3.1 National Institute of Metrology (Thailand).

3.2 Thailand Institute of Scientific and Technological Research (TISTR).

T. Petchurai

SITHIPORN ASSOCIATES CO., LTD.
CALIBRATION LABORATORY

451-451/1 Sirinthorn Road, Bangbunmu, Bangplud, Bangkok, 10700 Thailand
Tel. +66 2433 8331 Email : calibration@sithiporn.com



Cert. No. : ACL24092
Job No. : VC67AC0058
Pages : 3 of 8

Summary of Measurement Result :

Parameter	Uncertainty (dB)	Maximum-permitted uncertainty of measurement (dB)
1. Absolute sensitivity	0.2	N/A
2. Self-generated noise	0.2	N/A
3. Acoustical signal tests of frequency weightings		
125 Hz	0.3	0.6
1000 Hz	0.3	0.6
8000 Hz	0.3	0.7
4. Electrical signal tests of frequency weightings		
For 10 Hz to 4 kHz	0.3	0.6
For > 4 kHz to 10 kHz	0.3	0.7
For > 10 kHz to 20 kHz	-	1.0
5. Frequency and time weightings at 1 kHz	0.2	0.2
6. Long - term stability	0.1	0.1
7. Level linearity on the reference level range	0.2	0.3
8. Level linearity including the level range control	0.2	0.3
9. Tone burst response	0.2	0.3
10. Peak C sound level	0.2	0.35
11. Overload indication	0.2	0.25
12. High level stability	0.1	0.1

T. Petchurai

SITHIPORN ASSOCIATES CO., LTD.
CALIBRATION LABORATORY

451-451/ Sirinthorn Road, Bangbunru, Bangplud, Bangkok, 10700 Thailand
Tel. +66 2433 8331 Email: calibration@sithiporn.com

SITHIPORN
associates



Cert. No. : ACL24092
Job No. : VC67AC0058
Pages : 4 of 8

Result of calibration :

1. Absolute sensitivity

Reference Acoustic Signal (dB)	Measured Value (dB)	Deviation (dB)	Acceptance Limit (dB)
93.9 (93.98)	93.9	0.0	±0.3

2. Self-generated noise

2.1 Normal test

Measured Value (dB)
16.3

2.2 The microphone of the sound level meter was replaced by electrical signal input device.

Frequency Weighting (Hz)	Measured value (dB)
A - weight	13.4
C - weight	19.5
Flat	25.4

3. Acoustical signal tests of frequency weightings

Meter free-field acoustic response at a level of 84 dB

Frequency (Hz)	Deviation from various frequency weighting response curve (dB)			
	Flat	C-weight	A-weight	Acceptance Limits
125	0.3	0.3	0.3	± 1.5
1000	0.1	0.1	0.1	± 1.0
8000	2.3	2.3	2.3	±5.0

T. Petch

SITHIPORN ASSOCIATES CO., LTD.
CALIBRATION LABORATORY

451-451/ Sirinthorn Road, Bangbunru, Bangplud, Bangkok, 10700 Thailand
Tel. +66 2433 8331 Email: calibration@sithiporn.com

SITHIPORN
associates



Cert. No. : ACL24092
Job No. : VC67AC0058
Pages : 5 of 8

4. Electrical signal tests of frequency weightings

Weighting network response with relative to 1 kHz.

Frequency (Hz)	Deviation from various frequency weighting response curve (dB)			
	Flat	C-weight	A-weight	Acceptance Limits
63	0.0	0.0	0.0	±2.0
125	0.0	0.1	0.0	±1.5
250	0.0	0.0	0.0	±1.5
500	0.0	0.1	0.0	±1.5
1000	0.0	0.0	0.0	±1.0
2000	0.0	0.1	0.0	±2.0
4000	0.0	0.0	0.0	±3.0
8000	0.0	0.1	0.1	±5.0

5. Frequency and time weightings at 1 kHz

5.1 Frequency weightings at 1 kHz

Frequency Weighting	Anticipated Value (dB)	Measured Value (dB)	Deviated Value (dB)	Acceptance Limits (dB)
A - weight	94.0	94.0	0.0	± 0.2
C - weight	94.0	94.0	0.0	± 0.2
Flat	94.0	94.0	0.0	± 0.2

5.2 Time weighting at 1 kHz

Frequency Weighting	Anticipated Value (dB)	Measured Value (dB)	Deviated Value (dB)	Acceptance Limits (dB)
Fast	94.0	94.0	0.0	± 0.1
Slow	94.0	94.0	0.0	± 0.1
Leq	94.0	94.0	0.0	± 0.1

6. Long - term stability

Frequency Weighting	SLM Display at initial (dB)	SLM Display at final (dB)	Deviated Value (dB)	Acceptance Limits (dB)
A - weight	94.0	94.0	0.0	± 0.3

T. Petch

SITHIPORN ASSOCIATES CO., LTD.
CALIBRATION LABORATORY

451-451/ Sirinthorn Road, Bangbunru, Bangplud, Bangkok, 10700 Thailand
Tel. +66 2433 8331 Email: calibration@sithiporn.com

SITHIPORN
associates



Cert. No. : ACL24092
Job No. : VC67AC0058
Pages : 6 of 8

7. Level linearity on the reference level range

Anticipated Value (dB)	Measured Value (dB)	Deviated Value (dB)	Acceptance Limits (dB)
137.0	137.0	0.0	± 1.1
136.0	136.0	0.0	± 1.1
135.0	135.0	0.0	± 1.1
134.0	134.0	0.0	± 1.1
133.0	133.0	0.0	± 1.1
132.0	132.0	0.0	± 1.1
131.0	131.0	0.0	± 1.1
129.0	129.0	0.0	± 1.1
124.0	124.0	0.0	± 1.1
119.0	119.0	0.0	± 1.1
114.0	114.0	0.0	± 1.1
109.0	109.0	0.0	± 1.1
104.0	104.0	0.0	± 1.1
99.0	99.0	0.0	± 1.1
94.0	94.0	0.0	± 1.1
89.0	89.0	0.0	± 1.1
84.0	84.0	0.0	± 1.1
79.0	79.0	0.0	± 1.1
74.0	74.0	0.0	± 1.1
69.0	69.0	0.0	± 1.1
64.0	64.0	0.0	± 1.1
59.0	59.0	0.0	± 1.1
54.0	54.0	0.0	± 1.1
49.0	49.0	0.0	± 1.1
44.0	44.0	0.0	± 1.1
39.0	39.0	0.0	± 1.1
34.0	34.0	0.0	± 1.1
30.0	29.9	-0.1	± 1.1
29.0	29.0	0.0	± 1.1
28.0	28.0	0.0	± 1.1
27.0	27.1	0.1	± 1.1
26.0	26.1	0.1	± 1.1
25.0	25.1	0.1	± 1.1

T. Petch

SITHIPORN ASSOCIATES CO., LTD.
CALIBRATION LABORATORY

451-451/ Sirinthorn Road, Bangbunru, Bangplud, Bangkok, 10700 Thailand
Tel. +66 2433 8331 Email: calibration@sithiporn.com

SITHIPORN
associates



Cert. No. : ACL24092
Job No. : VC67AC0058
Pages : 7 of 8

8. Level linearity including the level range control

Range	Anticipated Value (dB)	Measured Value (dB)	Deviated Value (dB)	Acceptance Limits (dB)
Auto	94.0	94.0	0.0	±1.1

9. Tone burst response

Time Weighting	Tone burst duration, Tb (ms)	Cycle	Anticipated Value (dB)	Measured Value (dB)	Deviated Value (dB)	Acceptance Limits (dB)
Fast	0.25	1	108.0	107.9	-0.1	1.5 ; -5.0
	2	8	117.0	117.0	0.0	1.0 ; -2.5
	200	800	134.0	134.1	0.1	±1.0
Slow	2	8	108.0	108.0	0.0	1.5 ; -5.0
	200	800	127.6	127.6	0.0	±1.0
SEL	0.25	1	99.0	98.9	-0.1	1.5 ; -5.0
	2	8	108.0	108.0	0.0	1.0 ; -2.5
	200	800	128.0	128.1	0.1	±1.0

10. Peak C' sound level

Number of cycle in test signal	Anticipated Value (dB)	Measured Value, Lcpeak (dB)	Deviated Value (dB)	Acceptance Limits (dB)
Continuous	133.0	133.0	0.0	±3.0
One	136.4	135.6	-0.8	±3.0

Number of cycle in test signal	Anticipated Value (dB)	Measured Value (dB)	Deviated Value (dB)	Acceptance Limits (dB)
Continuous	133.0	133.0	0.0	±2.0
Positive half cycle	135.4	135.2	-0.2	±2.0
Negative half cycle	135.4	135.2	-0.2	±2.0

T. Petch

SITHIPORN ASSOCIATES CO., LTD. CALIBRATION LABORATORY

451-451/1 Srinthorn Road, Bangbunru, Bangkok, 10700 Thailand
Tel: +66 2433 8331 Email: calibration@sithiporn.com



Cert. No. : ACL24092
Job No. : VC67AC0058
Pages : 8 of 8

11. Overload Indication

Measured value (dB)	Deviated Value (dB)	Acceptance Limits (dB)
Positive one-half cycle	Negative one-half cycle	
89.6	89.7	0.1 ±1.5

12. High level stability

Frequency Weighting	SLM Display at initial (dB)	SLM Display at final (dB)	Deviated Value (dB)	Acceptance Limits (dB)
A-weight	137.0	137.0	0.0	±0.3

The reported uncertainty is based on a standard uncertainty multiplied by coverage factor $k = 2$ or any value following calculation, providing a level of confidence of approximately 95 %

End of Calibration Certificate

T. Petchurai

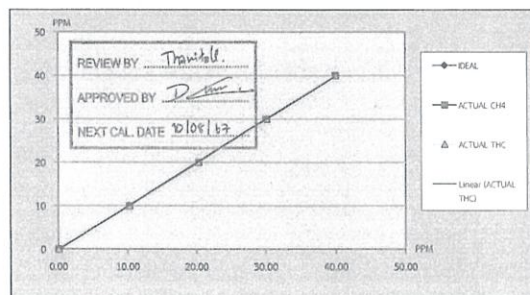


TEST REPORT

CUSTOMER NAME	ALS Laboratory Group (Thailand) Co., Ltd. (บริษัท แอลเอส แล็บอราทอรี กรุ๊ป (ประเทศไทย) จำกัด)		
EQUIPMENT NAME	THC Analyzer		
MANUFACTURER	HORIBA	MODEL	APHA-370
SERIAL NO	U430GTHB		
STANDARD GAS CONCENTRATION (PPM) (CH4)	506.1 PPM		CYLINDER NO : CC734373
CYLINDER PRESSURE (psig)	1,600 PSI		CERTIFIED DATE : 12/05/2020
CERTIFIED BY	AIRGAS		EXPIRED DATE : 12/05/2028

TEST RESULTS

POINT NO	TEST RESULTS						
	IDEAL	ACTUAL CH4	ERROR CH4	MINOR CH4	ACTUAL THC	ERROR THC	MINOR THC
ZERO	0.00	0.00	0.00	-	0.00	0.00	-
1	10.00	10.21	0.21	2.10	10.18	0.18	1.80
2	20.00	20.30	0.30	1.50	20.23	0.23	1.15
3	30.00	30.10	0.10	0.33	30.19	0.19	0.63
4	40.00	40.00	0.00	0.00	40.00	0.00	0.00
AVERAGE (%)		0.98		0.90			



CALIBRATED BY: *T. Petchurai* DATE: 10/8/66
CHECKED BY: *T. Petchurai* DATE: 10/10/66

For more information, please contact: 451-451/1 Srinthorn Rd, Bangbunru, Bangkok 10700 Thailand, Tel: 02-868-0812 # 15, 16, E-Mail: Engineer@jisanatee.com
Fax: 02-868-0813 Website: www.jisanatee.com

FO-EN-206 R01/22-10-14



CHECK LIST

CUSTOMER NAME	ALS Laboratory Group (Thailand) Co., Ltd. (บริษัท แอลเอส แล็บอราทอรี กรุ๊ป (ประเทศไทย) จำกัด)		
EQUIPMENT NAME	THC Analyzer		
MANUFACTURER	HORIBA	MODEL	APHA-370
SERIAL NO.	U430GTHB		

TEST VALUES

NO.	THC Analyzer (APHA - 370)	UNIT	BEFORE	AFTER
1	Signal (CH4)	mV	64.20	35.60
2	Signal (THC)	mV	68.10	44.70
3	Detector	Temp. °C, Standard Value : Ambient temp.(5°C to 15°C)	47.40	47.90
		Pressure kPa, Standard Value : (Ambient/1013x100-20)±4kPa	69.70	69.80
4	Ambient	kPa current atmospheric pressure	100.70	100.80
5	Purifier	°C, Standard Value : 390 °C to 430 °C	419.70	419.60
		kPa, Normal value : 8 kPa to 25 kPa	9.80	9.70
6	NMHC	°C, Standard Value : 230 °C to 260 °C	241.20	245.20
7	DC 24 V	V, Standard Value : 24 V ± 0.5 V	23.90	23.90
8	DC 5 V	V, Standard Value : 5 V ± 0.5 V	5.00	5.00
9	Bypass (Optional)	L/min, Normal value : 0.9 L/min ± 0.3 L/min	-	-
10	Over Flow (Optional)	L/min, Standard Value : 0.8 L/min or More	-	-
11	CH4 Sampling Reading	PPM	5.32	2.13
12	NMHC Sampling Reading	PPM	0.11	0.45
13	THC Sampling Reading	PPM	5.43	2.60
14	Zero Gas CH4/THC	PPM	0.17/0.17	0.00/0.00
15	Span Gas	PPM	54.63/55.20	40.00/40.00
G	Gas H2	20 PSI	20	20

Remark : Reference: EX-EN-017-56, Ambient HC Monitor APHA-370 Operation Manual Page R81

Remark : (Ambient temperature = 5°C to 40°C)

รายการที่ตรวจพบ

- Service Maintenance

รายละเอียดการดำเนินการ

- เปลี่ยน Filter 52 mm., ทำ Calibration Zero/Span, Multipoint

ผลการดำเนินการ

- เครื่องมือ เครื่องจักรการดำเนินการตรวจวัดได้มาตรฐาน

CALIBRATED BY: *T. Petchurai* DATE: 10/8/66
CHECKED BY: *T. Petchurai* DATE: 10/10/66



For more information, please contact: 451-451/1 Srinthorn Rd, Bangbunru, Bangkok 10700 Thailand, Tel: 02-868-0812 # 15, 16, E-Mail: Engineer@jisanatee.com
Fax: 02-868-0813 Website: www.jisanatee.com

FO-EN-207 R00/01-08-13

SITHIPORN ASSOCIATES CO., LTD. CALIBRATION LABORATORY

451-451/1 Srinthorn Rd, Bangbunru, Bangkok 10700 THAILAND.
Tel: 02-2435-8800 Fax: 02-2433-1679 e-mail: cal-center@sithiporn.com http://www.sithiporn.com



Cert. No. : ACC23029
Pages : 1 of 3

Calibration Certificate

Equipment : SOUND CALIBRATOR
Manufacturer : RION
Model : NC-74
Serial No. : 34178123
ID No. : RYG_FS0215

Condition As Found : GOOD

Customer : ALS LABORATORY GROUP (THAILAND) CO., LTD.
104 PHATTHANAKAN 40, PHATTHANAKAN ROAD,
KHAENG PHATTHANAKAN, KHET SUAN LUANG,
BANGKOK, 10250 THAILAND.

Location :
Ambient Temperature : (23.0 ± 3) °C
Pressure : (101.3 ± 3) kPa
Relative Humidity : (50.0 ± 20) %

Received Date : 07 SEPTEMBER 2023
Calibration Date : 20 SEPTEMBER 2023
Date of Issue : 20 SEPTEMBER 2023

Calibrated by : Nathakorn Pisutpaisan

Approved by : *T. Petchurai*
(Thanakul Petchurai)

This certificate is issued in accordance with the requirements of ISO/IEC 17025 standard, may not be reproduced other than in full, except with the prior written approval of the head of Calibration Laboratory.

QF-TS12-04-04-020664

Continuation of Calibration Certificate

Cert. No. : ACC23029
Job No. : VC66AC0100
Pages : 2 of 3

Calibration Procedure : CP-AC-03

Calibration Method :

This equipment was calibrated by based on IEC-60942-2003 Standard.

The sound pressure level, frequency and total distortion of the sound calibrator was measured using the reference microphone.

Condition of this result of calibration :

1. Reference Standard Instruments :

Instrument	Model	Serial No.	Cert. No.	Due Date
Waveform Generator	33511B	MY52302742	EF-0010-23	07-FEB-24
Digital Multimeter	33461A	MY53220104	EEL.BP 30/0266	13-FEB-24
Digital Multimeter	33461A	MY53220076	EEL.BP 30/0267	13-FEB-24
Digital Multimeter	33461A	MY60024273	EEL.BP 31/0266	14-FEB-24
Programmable Attenuator	MAT-1070	62100114	EF-0011-23	08-FEB-24
Condenser Microphone	4180	2977900	AA-1001-23	14-FEB-24
Measuring Amplifier	NA-42KAI	34560495	AA-3002-23	14-FEB-24
Audio Analyzer	AVR-3360A	V744B6069	EF-0012-23	10-FEB-24

2. This result of calibration was found accurate as shown on date and place of calibration for this calibrated item only.

3. This certificate is traceable to the international system of unit maintained at :

- 3.1 National Institute of Metrology (Thailand).
- 3.2 Thailand Institute of Scientific and Technological Research (TISTR).

QF-TS12-04-04-020664

T. Petchur

Continuation of Calibration Certificate

Cert. No. : ACC23029
Job No. : VC66AC0100
Pages : 3 of 3

Result of calibration :

1. Sound pressure level

Specified sound pressure level (dB)	Measured value (dB)	Deviated value (dB)	Uncertainty (dB)	Acceptance limit (dB)
94	94.1	0.10	0.14	0.40

2. Frequency

Specified Frequency (Hz)	Measured value (Hz)	Deviated value (%)	Uncertainty (%)	Acceptance limit (%)
1000	1001.5	0.1	0.1	1.0

3. Total distortion

Measured value (%)	Uncertainty (%)	Acceptance limit (%)
1.70	0.10	3.0

The reported uncertainty is based on a standard uncertainty multiplied by coverage factor $k = 2$ or any value following calculation, providing a level of confidence of approximately 95 %

End of Calibration Certificate

QF-TS12-04-04-020664

T. Petchur

SITHIPORN ASSOCIATES CO.,LTD.
CALIBRATION LABORATORY

451-451/1 Sirinthorn Rd., Bangumru, Bangplud Bangkok 10700 THAILAND.
Tel:0-2435-8800 Fax:0-2433-1679 e-mail:cal-center@sithiporn.com http://www.sithiporn.com



Cert. No. : ACL23320
Pages : 1 of 8

Calibration Certificate

Equipment : SOUND LEVEL METER
Manufacturer : RION
Model : NL-42/ Microphone UC-52 / Preamplifier NH-24
Serial No.: 00597167 / 179118 / 87525
ID No.: RYG_FS0437

Condition As Found : GOOD

Customer : ALS LABORATORY GROUP (THAILAND) CO., LTD.
104 PHATTHANAKAN 40, PHATTHANAKAN ROAD,
KHWAENG PHATTHANAKAN, KHET SUAN LUANG,
BANGKOK, 10250 THAILAND.

Location : -
Ambient Temperature : (23.0 ± 3) °C
Pressure : (101.3 ± 3) kPa
Relative Humidity : (50.0 ± 20) %

Received Date : 11 OCTOBER 2023
Calibration Date : 19-20 OCTOBER 2023
Date of Issue : 24 OCTOBER 2023

Calibrated by : Nathakorn Pisutpaisan

Approved by :

T. Petchur
(Thanakul Petchurai)

This certificate is issued in accordance with the requirements of ISO/IEC 17025 standard, may not be reproduced other than in full, except with the prior written approval of the head of Calibration Laboratory.

QF-TS12-04-04-020664

Continuation of Calibration Certificate

Cert. No. : ACL23320
Job No. : VC67AC0011
Pages : 2 of 8

Calibration Procedure : CP-AC-01

Calibration Method :

This equipment was calibrated by based on IEC-61672-3 (2013) Standard for sound level meter (SLM).

The SLM had tests to Acoustical and Electrical signal tests of frequency weighting with Anechoic chamber and Reference Standard Instruments.

For tests results of each items were made by observation of each Instruments display and also with SLM's display.

Condition of this result of calibration :

1. Reference Standard Instruments :

Instrument	Model	Serial No.	Cert. No.	Due Date
Waveform Generator	33210A	MY48017076	EF-0009-23	07-FEB-24
Waveform Generator	33511B	MY52302742	EF-0010-23	07-FEB-24
Digital Multimeter	33461A	MY53220104	EEL.BP 30/0266	13-FEB-24
Digital Multimeter	33461A	MY53220076	EEL.BP 29/0266	13-FEB-24
Digital Multimeter	34461A	MY60024273	EEL.BP 31/0266	14-FEB-24
Programmable Attenuator	MAT-1070	62100114	EF-0011-23	08-FEB-24
Condenser Microphone	4180	2977900	AA-1001-23	14-FEB-24
Measuring Amplifier	NA-42KAI	34560495	AA-3002-23	14-FEB-24

2. This result of calibration was found accurate as shown on date and place of calibration for this calibrated item only.

3. This certificate is traceable to the international system of unit maintained at :

- 3.1 National Institute of Metrology (Thailand).
- 3.2 Thailand Institute of Scientific and Technological Research (TISTR).

QF-TS12-04-04-020664

T. Petchur

Continuation of Calibration Certificate

Cert. No. : ACL23320
Job No. : VC67AC0011
Pages : 3 of 8

Summary of Measurement Result :

Parameter	Pass	Fail	Uncertainty (dB)	Maximum-permitted uncertainty of measurement (dB)
1. Absolute sensitivity	✓	-	0.2	N/A
2. Self-generated noise	✓	-	0.2	N/A
3. Acoustical signal tests of frequency weightings				
125 Hz	✓	-	0.3	0.6
1000 Hz	✓	-	0.3	0.6
8000 Hz	✓	-	0.3	0.7
4. Electrical signal tests of frequency weightings				
For 10 Hz to 4 kHz	✓	-	0.3	0.6
For > 4 kHz to 10 kHz	✓	-	0.3	0.7
For > 10 kHz to 20 kHz	-	-	-	1.0
5. Frequency and time weightings at 1 kHz	✓	-	0.2	0.2
6. Long - term stability	✓	-	0.1	0.1
7. Level linearity on the reference level range	✓	-	0.2	0.3
8. Level linearity including the level range control	✓	-	0.2	0.3
9. Tone burst response	✓	-	0.2	0.3
10. Peak C sound level	✓	-	0.2	0.35
11. Overload indication	✓	-	0.2	0.25
12. High level stability	✓	-	0.1	0.1

Note : Pass/Fail evaluation for each parameter, will be considered together from the acceptance limit and the Maximum-permitted uncertainty of measurement.

QF-TS12-04-04-020664

T. Petch

Continuation of Calibration Certificate

Cert. No. : ACL23320
Job No. : VC67AC0011
Pages : 4 of 8

Result of calibration :

1. Absolute sensitivity

Reference Acoustic Signal (dB)	Measured Value (dB)	Deviation (dB)	Acceptance Limit (dB)
93.9 (93.98)	93.9	0.0	±0.3

2. Self-generated noise

2.1 Normal test

Measured Value (dB)
14.6

2.2 The microphone of the sound level meter was replaced by electrical signal input device.

Frequency Weighting	Measured value (dB)
A - weight	11.2
C - weight	17.5
Flat	23.1

3. Acoustical signal tests of frequency weightings

Meter free-field acoustic response at a level of 84 dB

Frequency (Hz)	Deviation from various frequency weighting response curve (dB)			
	Flat	C-weight	A-weight	Acceptance Limits
125	0.2	0.2	0.2	± 1.5
1000	0.0	0.0	0.0	± 1.0
8000	1.3	1.4	1.4	±5.0

QF-TS12-04-04-020664

T. Petch

Continuation of Calibration Certificate

Cert. No. : ACL23320
Job No. : VC67AC0011
Pages : 5 of 8

4. Electrical signal tests of frequency weightings

Weighting network response with relative to 1 kHz.

Frequency (Hz)	Deviation from various frequency weighting response curve (dB)			
	Flat	C-weight	A-weight	Acceptance Limits
63	-0.1	-0.1	-0.1	±2.0
125	0.0	0.0	-0.1	±1.5
250	0.0	0.0	-0.1	±1.5
500	0.0	0.0	0.0	±1.5
1000	0.0	0.0	0.0	±1.0
2000	0.0	0.0	0.0	±2.0
4000	0.0	0.0	0.0	±3.0
8000	0.0	0.1	0.1	±5.0

5. Frequency and time weightings at 1 kHz

5.1 Frequency weightings at 1 kHz

Frequency Weighting	Anticipated Value (dB)	Measured Value (dB)	Deviated Value (dB)	Acceptance Limits (dB)
A - weight	94.0	94.0	0.0	± 0.2
C - weight	94.0	94.0	0.0	± 0.2
Flat	94.0	94.0	0.0	± 0.2

5.2 Time weighting at 1 kHz

Frequency Weighting	Anticipated Value (dB)	Measured Value (dB)	Deviated Value (dB)	Acceptance Limits (dB)
Fast	94.0	94.0	0.0	± 0.1
Slow	94.0	94.0	0.0	± 0.1
Leq	94.0	94.0	0.0	± 0.1

6. Long - term stability

Frequency Weighting	SLM Display at initial (dB)	SLM Display at final (dB)	Deviated Value (dB)	Acceptance Limits (dB)
A - weight	94.0	94.0	0.0	± 0.3

QF-TS12-04-04-020664

T. Petch

Continuation of Calibration Certificate

Cert. No. : ACL23320
Job No. : VC67AC0011
Pages : 6 of 8

7. Level linearity on the reference level range

Anticipated Value (dB)	Measured Value (dB)	Deviated Value (dB)	Acceptance Limits (dB)
137.0	137.0	0.0	± 1.1
136.0	136.0	0.0	± 1.1
135.0	135.0	0.0	± 1.1
134.0	134.0	0.0	± 1.1
133.0	133.0	0.0	± 1.1
132.0	132.0	0.0	± 1.1
131.0	131.0	0.0	± 1.1
129.0	129.0	0.0	± 1.1
124.0	124.0	0.0	± 1.1
119.0	119.0	0.0	± 1.1
114.0	114.0	0.0	± 1.1
109.0	109.0	0.0	± 1.1
104.0	104.0	0.0	± 1.1
99.0	99.0	0.0	± 1.1
94.0	94.0	0.0	± 1.1
89.0	89.0	0.0	± 1.1
84.0	84.0	0.0	± 1.1
79.0	79.0	0.0	± 1.1
74.0	74.0	0.0	± 1.1
69.0	69.0	0.0	± 1.1
64.0	63.9	-0.1	± 1.1
59.0	59.0	0.0	± 1.1
54.0	53.9	-0.1	± 1.1
49.0	48.9	-0.1	± 1.1
44.0	43.9	-0.1	± 1.1
39.0	38.9	-0.1	± 1.1
34.0	34.0	0.0	± 1.1
30.0	29.9	-0.1	± 1.1
29.0	28.9	-0.1	± 1.1
28.0	27.9	-0.1	± 1.1
27.0	26.9	-0.1	± 1.1
26.0	25.9	-0.1	± 1.1
25.0	24.9	-0.1	± 1.1

QF-TS12-04-04-020664

T. Petch

Continuation of Calibration Certificate

Cert. No. : ACL23320
Job No. : VC67AC0011
Pages : 7 of 8

8. Level linearity including the level range control

Range	Anticipated Value (dB)	Measured Value (dB)	Deviated Value (dB)	Acceptance Limits (dB)
Auto	94.0	94.0	0.0	±1.1

9. Tone burst response

Time Weighing	Tone burst duration, Tb (ms)	Cycle	Anticipated Value (dB)	Measured Value (dB)	Deviated Value (dB)	Acceptance Limits (dB)
Fast	0.25	1	108.0	107.9	-0.1	1.5 ; -5.0
	2	8	117.0	117.0	0.0	1.0 ; -2.5
	200	800	134.0	134.0	0.0	±1.0
Slow	2	8	108.0	108.0	0.0	1.5 ; -5.0
	200	800	127.6	127.6	0.0	±1.0
SEL	0.25	1	99.0	98.9	-0.1	1.5 ; -5.0
	2	8	108.0	108.0	0.0	1.0 ; -2.5
	200	800	128.0	128.0	0.0	±1.0

10. Peak C sound level

Number of cycle in test signal	Anticipated Value (dB)	Measured Value, Lepeak (dB)	Deviated Value (dB)	Acceptance Limits (dB)
Continuous	133.0	133.1	0.1	±3.0
One	136.4	136.1	-0.3	±3.0

Number of cycle in test signal	Anticipated Value (dB)	Measured Value (dB)	Deviated Value (dB)	Acceptance Limits (dB)
Continuous	133.0	133.1	0.1	±2.0
Positive half cycle	135.4	135.2	-0.2	±2.0
Negative half cycle	135.4	135.2	-0.2	±2.0

QF-TS12-04-04-020664

T. Petchurai

Continuation of Calibration Certificate

Cert. No. : ACL23320
Job No. : VC67AC0011
Pages : 8 of 8

11. Overload indication

Measured value (dB)		Deviated Value (dB)	Acceptance Limits (dB)
Positive one-half cycle	Negative one-half cycle		
89.5	89.6	0.1	±1.5

12. High level stability

Frequency Weighting	SLM Display at initial (dB)	SLM Display at final (dB)	Deviated Value (dB)	Acceptance Limits (dB)
A - weight	137.0	137.0	0.0	±0.3

The reported uncertainty is based on a standard uncertainty multiplied by coverage factor $k = 2$ or any value following calculation, providing a level of confidence of approximately 95 %

End of Calibration Certificate

QF-TS12-04-04-020664

T. Petchurai

SITHIPORN ASSOCIATES CO.,LTD.
CALIBRATION LABORATORY451-451/1 Sirinthorn Rd., Bangbunru, Bangkok 10700 THAILAND.
Tel.0-2435-8800 Fax.0-2433-1679 e-mail:cal-center@sithiporn.com http://www.sithiporn.comCert. No. : ACL23321
Pages : 1 of 8

Calibration Certificate

Equipment : SOUND LEVEL METER
Manufacturer : RION
Model : NL-42/ Microphone UC-52 / Preamplifier NH-24
Serial No.: 00597168 / 179117 / 87524
ID No.: RYG_FS0438

Condition As Found : GOOD

Customer : ALS LABORATORY GROUP (THAILAND) CO., LTD.
104 PHATTHANAKAN 40, PHATTHANAKAN ROAD,
KHWAENG PHATTHANAKAN, KHET SUAN LUANG,
BANGKOK, 10250 THAILAND.

Location :
Ambient Temperature : (23.0 ± 3) °C
Pressure : (101.3 ± 3) kPa
Relative Humidity : (50.0 ± 20) %

Received Date : 11 OCTOBER 2023
Calibration Date : 19-20 OCTOBER 2023
Date of Issue : 24 OCTOBER 2023

Calibrated by : Nathakorn Pisutpaisan

Approved by :

T. Petchurai
(Thanakul Petchurai)

This certificate is issued in accordance with the requirements of ISO/IEC 17025 standard, may not be reproduced other than in full, except with the prior written approval of the head of Calibration Laboratory.

QF-TS12-04-04-020664

Continuation of Calibration Certificate

Cert. No. : ACL23321
Job No. : VC67AC0011
Pages : 2 of 8

Calibration Procedure : CP-AC-01

Calibration Method :

This equipment was calibrated by based on IEC-61672-3 (2013) Standard for sound level meter (SLM).
The SLM had tests to Acoustical and Electrical signal tests of frequency weighting with Anechoic chamber and Reference Standard Instruments.

For tests results of each items were made by observation of each Instruments display and also with SLM's display.

Condition of this result of calibration :

1. Reference Standard Instruments :

Instrument	Model	Serial No.	Cert. No.	Due Date
Waveform Generator	33210A	MY48017076	EF-0009-23	07-FEB-24
Waveform Generator	33511B	MY52302742	EF-0010-23	07-FEB-24
Digital Multimeter	33461A	MY53220104	EEL.BP 30/0266	13-FEB-24
Digital Multimeter	33461A	MY53220076	EEL.BP 29/0266	13-FEB-24
Digital Multimeter	34461A	MY60024273	EEL.BP 31/0266	14-FEB-24
Programmable Attenuator	MAT-1070	62100114	EF-0011-23	08-FEB-24
Condenser Microphone	4180	2977900	AA-1001-23	14-FEB-24
Measuring Amplifier	NA-42KA1	34560495	AA-3002-23	14-FEB-24

2. This result of calibration was found accurate as shown on date and place of calibration for this calibrated item only.

3. This certificate is traceable to the international system of unit maintained at :

3.1 National Institute of Metrology (Thailand).

3.2 Thailand Institute of Scientific and Technological Research (TISTR).

QF-TS12-04-04-020664

T. Petchurai

Continuation of Calibration Certificate

Cert. No. : ACL23321
Job No. : VC67AC0011
Pages : 3 of 8

Summary of Measurement Result :

Parameter	Pass	Fail	Uncertainty (dB)	Maximum-permitted uncertainty of measurement (dB)
1. Absolute sensitivity	✓	-	0.2	N/A
2. Self-generated noise	✓	-	0.2	N/A
3. Acoustical signal tests of frequency weightings				
125 Hz	✓	-	0.3	0.6
1000 Hz	✓	-	0.3	0.6
8000 Hz	✓	-	0.3	0.7
4. Electrical signal tests of frequency weightings				
For 10 Hz to 4 kHz	✓	-	0.3	0.6
For > 4 kHz to 10 kHz	✓	-	0.3	0.7
For > 10 kHz to 20 kHz	-	-	-	1.0
5. Frequency and time weightings at 1 kHz	✓	-	0.2	0.2
6. Long - term stability	✓	-	0.1	0.1
7. Level linearity on the reference level range	✓	-	0.2	0.3
8. Level linearity including the level range control	✓	-	0.2	0.3
9. Tone burst response	✓	-	0.2	0.3
10. Peak C sound level	✓	-	0.2	0.35
11. Overload indication	✓	-	0.2	0.25
12. High level stability	✓	-	0.1	0.1

Note : Pass/Fail evaluation for each parameter, will be considered together from the acceptance limit and the Maximum-permitted uncertainty of measurement.

QF-TS12-04-04-020664

7. Peth...

Continuation of Calibration Certificate

Cert. No. : ACL23321
Job No. : VC67AC0011
Pages : 4 of 8

Result of calibration :

1. Absolute sensitivity

Reference Acoustic Signal (dB)	Measured Value (dB)	Deviation (dB)	Acceptance Limit (dB)
93.9 (93.98)	93.9	0.0	±0.3

2. Self-generated noise

2.1 Normal test

Measured Value (dB)
14.8

2.2 The microphone of the sound level meter was replaced by electrical signal input device.

Frequency Weighting	Measured value (dB)
A - weight	11.6
C - weight	17.8
Flat	23.2

3. Acoustical signal tests of frequency weightings

Meter free-field acoustic response at a level of 84 dB

Frequency (Hz)	Deviation from various frequency weighting response curve (dB)			Acceptance Limits
	Flat	C-weight	A-weight	
125	0.1	0.1	0.1	± 1.5
1000	0.0	0.0	0.0	± 1.0
8000	2.0	2.0	2.1	±5.0

QF-TS12-04-04-020664

7. Peth...

Continuation of Calibration Certificate

Cert. No. : ACL23321
Job No. : VC67AC0011
Pages : 5 of 8

4. Electrical signal tests of frequency weightings

Weighting network response with relative to 1 kHz.

Frequency (Hz)	Deviation from various frequency weighting response curve (dB)			
	Flat	C-weight	A-weight	Acceptance Limits
63	-0.1	-0.1	-0.1	±2.0
125	0.0	0.0	-0.1	±1.5
250	0.0	0.0	-0.1	±1.5
500	0.0	0.0	-0.1	±1.5
1000	0.0	0.0	0.0	±1.0
2000	0.0	0.0	0.0	±2.0
4000	0.0	0.0	0.0	±3.0
8000	0.0	0.1	0.1	±5.0

5. Frequency and time weightings at 1 kHz

5.1 Frequency weightings at 1 kHz

Frequency Weighting	Anticipated Value (dB)	Measured Value (dB)	Deviated Value (dB)	Acceptance Limits (dB)
A - weight	94.0	94.0	0.0	± 0.2
C - weight	94.0	94.0	0.0	± 0.2
Flat	94.0	94.0	0.0	± 0.2

5.2 Time weighting at 1 kHz

Frequency Weighting	Anticipated Value (dB)	Measured Value (dB)	Deviated Value (dB)	Acceptance Limits (dB)
Fast	94.0	94.0	0.0	± 0.1
Slow	94.0	94.0	0.0	± 0.1
Leq	94.0	94.0	0.0	± 0.1

6. Long - term stability

Frequency Weighting	SLM Display at initial (dB)	SLM Display at final (dB)	Deviated Value (dB)	Acceptance Limits (dB)
A - weight	94.0	94.0	0.0	± 0.3

QF-TS12-04-04-020664

7. Peth...

Continuation of Calibration Certificate

Cert. No. : ACL23321
Job No. : VC67AC0011
Pages : 7 of 8

8. Level linearity including the level range control

Range	Anticipated Value (dB)	Measured Value (dB)	Deviated Value (dB)	Acceptance Limits (dB)
Auto	94.0	94.0	0.0	±1.1

9. Tone burst response

Time Weighting	Tone burst duration, Tb (ms)	Cycle	Anticipated Value (dB)	Measured Value (dB)	Deviated Value (dB)	Acceptance Limits (dB)
Fast	0.25	1	108.0	107.9	-0.1	1.5 ; -5.0
	2	8	117.0	117.0	0.0	1.0 ; -2.5
	200	800	134.0	134.0	0.0	±1.0
Slow	2	8	108.0	108.0	0.0	1.5 ; -5.0
	200	800	127.6	127.6	0.0	±1.0
	0.25	1	99.0	98.9	-0.1	1.5 ; -5.0
SEL	2	8	108.0	108.0	0.0	1.0 ; -2.5
	200	800	128.0	128.0	0.0	±1.0

10. Peak C sound level

Number of cycle in test signal	Anticipated Value (dB)	Measured Value, Lepeak (dB)	Deviated Value (dB)	Acceptance Limits (dB)
Continuous	133.0	133.0	0.0	±3.0
One	136.4	135.6	-0.8	±3.0

Number of cycle in test signal	Anticipated Value (dB)	Measured Value (dB)	Deviated Value (dB)	Acceptance Limits (dB)
Continuous	133.0	133.0	0.0	±2.0
Positive half cycle	135.4	135.1	-0.3	±2.0
Negative half cycle	135.4	135.1	-0.3	±2.0

QF-TS12-04-04-020664

7. Peth...

Continuation of Calibration Certificate

Cert. No. : ACL23321
Job No. : VC67AC0011
Pages : 8 of 8

11. Overload indication

Measured value (dB)		Deviated Value (dB)	Acceptance Limits (dB)
Positive one-half cycle	Negative one-half cycle		
89.5	89.6	0.1	±1.5

12. High level stability

Frequency Weighting	SLM Display at initial (dB)	SLM Display at final (dB)	Deviated Value (dB)	Acceptance Limits (dB)
A - weight	137.0	137.0	0.0	±0.3

The reported uncertainty is based on a standard uncertainty multiplied by coverage factor $k = 2$
or any value following calculation, providing a level of confidence of approximately 95 %

End of Calibration Certificate

QF-TS12-04-04-020664

451-451/1 Sirinthorn Rd., Bangbunru, Bangplud Bangkok 10700 THAILAND.
Tel: 0-2435-8800 Fax: 0-2433-1679 e-mail: cal-center@sithiporn.com http://www.sithiporn.comCert. No. : ACL23322
Pages : 1 of 8

Calibration Certificate

Equipment : SOUND LEVEL METER
Manufacturer : RION
Model : NL-42/ Microphone UC-52 / Preamplifier NH-24
Serial No. : 00597169 / 180411 / 88181
ID No. : RYG_FS0439

Condition As Found : GOOD

Customer : ALS LABORATORY GROUP (THAILAND) CO., LTD.
104 PHATTHANAKAN 40, PHATTHANAKAN ROAD,
KHWANG PHATTHANAKAN, KHET SUAN LUANG,
BANGKOK, 10250 THAILAND.

Location : -
Ambient Temperature : (23.0 ± 3) °C
Pressure : (101.3 ± 3) kPa
Relative Humidity : (50.0 ± 20) %

Received Date : 11 OCTOBER 2023
Calibration Date : 19-20 OCTOBER 2023
Date of Issue : 24 OCTOBER 2023



Calibrated by : Nathakorn Pisutpaisan

Approved by :

T. Petchurai
(Thanakul Petchurai)

This certificate is issued in accordance with the requirements of ISO/IEC 17025 standard, may not be reproduced
other than in full, except with the prior written approval of the head of Calibration Laboratory.

QF-TS12-04-04-020664

Continuation of Calibration Certificate

Cert. No. : ACL23322
Job No. : VC67AC0011
Pages : 2 of 8

Calibration Procedure : CP-AC-01

Calibration Method :

This equipment was calibrated by based on IEC-61672-3 (2013) Standard for sound level meter (SLM).
The SLM had tests to Acoustical and Electrical signal tests of frequency weighting with Anechoic chamber and Reference Standard Instruments.

For test results of each items were made by observation of each Instruments display and also with SLM's display.

Condition of this result of calibration :

1. Reference Standard Instruments :

Instrument	Model	Serial No.	Cert. No.	Due Date
Waveform Generator	33210A	MY48017076	EF-0009-23	07-FEB-24
Waveform Generator	33511B	MY52302742	EF-0010-23	07-FEB-24
Digital Multimeter	33461A	MY53220104	EEL-BP 30/0266	13-FEB-24
Digital Multimeter	33461A	MY53220076	EEL-BP 29/0266	13-FEB-24
Digital Multimeter	34461A	MY60024273	EEL-BP 31/0266	14-FEB-24
Programmable Attenuator	MAT-1070	62100114	EF-0011-23	08-FEB-24
Condenser Microphone	4180	2977900	AA-1001-23	14-FEB-24
Measuring Amplifier	NA-42KAI	34560495	AA-3002-23	14-FEB-24

2. This result of calibration was found accurate as shown on date and place of calibration for this calibrated item only.

3. This certificate is traceable to the international system of unit maintained at :

3.1 National Institute of Metrology (Thailand).

3.2 Thailand Institute of Scientific and Technological Research (TISTR).

QF-TS12-04-04-020664

Continuation of Calibration Certificate

Cert. No. : ACL23322
Job No. : VC67AC0011
Pages : 3 of 8

Summary of Measurement Result :

Parameter	Pass	Fail	Uncertainty (dB)	Maximum-permitted uncertainty of measurement (dB)
1. Absolute sensitivity	✓	-	0.2	N/A
2. Self-generated noise	✓	-	0.2	N/A
3. Acoustical signal tests of frequency weightings				
125 Hz	✓	-	0.3	0.6
1000 Hz	✓	-	0.3	0.6
8000 Hz	✓	-	0.3	0.7
4. Electrical signal tests of frequency weightings				
For 10 Hz to 4 kHz	✓	-	0.3	0.6
For > 4 kHz to 10 kHz	✓	-	0.3	0.7
For > 10 kHz to 20 kHz	-	-	-	1.0
5. Frequency and time weightings at 1 kHz	✓	-	0.2	0.2
6. Long - term stability	✓	-	0.1	0.1
7. Level linearity on the reference level range	✓	-	0.2	0.3
8. Level linearity including the level range control	✓	-	0.2	0.3
9. Tone burst response	✓	-	0.2	0.3
10. Peak C sound level	✓	-	0.2	0.35
11. Overload indication	✓	-	0.2	0.25
12. High level stability	✓	-	0.1	0.1

Note : Pass/Fail evaluation for each parameter,
will be considered together from the acceptance limit and the Maximum-permitted uncertainty of measurement.

QF-TS12-04-04-020664

Continuation of Calibration Certificate

Cert. No. : ACL23322
Job No. : VC67AC0011
Pages : 4 of 8

Result of calibration :

1. Absolute sensitivity

Reference Acoustic Signal (dB)	Measured Value (dB)	Deviation (dB)	Acceptance Limit (dB)
93.9 (93.98)	93.9	0.0	±0.3

2. Self-generated noise

2.1 Normal test

Measured Value (dB)
14.6

2.2 The microphone of the sound level meter was replaced by electrical signal input device.

Frequency Weighting	Measured value (dB)
A - weight	11.6
C - weight	17.7
Flat	23.2

3. Acoustical signal tests of frequency weightings

Meter free-field acoustic response at a level of 84 dB

Frequency (Hz)	Deviation from various frequency weighting response curve (dB)			
	Flat	C-weight	A-weight	Acceptance Limits
125	0.0	0.0	0.0	± 1.5
1000	0.0	0.0	0.0	± 1.0
8000	2.0	2.1	2.1	±5.0

QF-TS12-04-04-020664

T. Petch.

Continuation of Calibration Certificate

Cert. No. : ACL23322
Job No. : VC67AC0011
Pages : 5 of 8

4. Electrical signal tests of frequency weightings

Weighting network response with relative to 1 kHz.

Frequency (Hz)	Deviation from various frequency weighting response curve (dB)			
	Flat	C-weight	A-weight	Acceptance Limits
63	0.0	0.0	0.0	±2.0
125	-0.1	0.0	0.0	±1.5
250	0.0	0.0	-0.1	±1.5
500	0.0	0.0	-0.1	±1.5
1000	0.0	0.0	0.0	±1.0
2000	0.0	0.0	0.0	±2.0
4000	0.0	0.0	0.0	±3.0
8000	0.0	0.1	0.1	±5.0

5. Frequency and time weightings at 1 kHz

5.1 Frequency weightings at 1 kHz

Frequency Weighting	Anticipated Value (dB)	Measured Value (dB)	Deviated Value (dB)	Acceptance Limits (dB)
A - weight	94.0	94.0	0.0	± 0.2
C - weight	94.0	94.0	0.0	± 0.2
Flat	94.0	94.0	0.0	± 0.2

5.2 Time weighting at 1 kHz

Frequency Weighting	Anticipated Value (dB)	Measured Value (dB)	Deviated Value (dB)	Acceptance Limits (dB)
Fast	94.0	94.0	0.0	± 0.1
Slow	94.0	94.0	0.0	± 0.1
Leq	94.0	94.0	0.0	± 0.1

6. Long - term stability

Frequency Weighting	SLM Display at initial (dB)	SLM Display at final (dB)	Deviated Value (dB)	Acceptance Limits (dB)
A - weight	94.0	94.0	0.0	± 0.3

QF-TS12-04-04-020664

T. Petch.

Continuation of Calibration Certificate

Cert. No. : ACL23322
Job No. : VC67AC0011
Pages : 6 of 8

7. Level linearity on the reference level range

Anticipated Value (dB)	Measured Value (dB)	Deviated Value (dB)	Acceptance Limits (dB)
137.0	137.0	0.0	± 1.1
136.0	136.0	0.0	± 1.1
135.0	135.0	0.0	± 1.1
134.0	134.0	0.0	± 1.1
133.0	133.0	0.0	± 1.1
132.0	132.0	0.0	± 1.1
131.0	131.0	0.0	± 1.1
129.0	129.0	0.0	± 1.1
124.0	124.0	0.0	± 1.1
119.0	119.0	0.0	± 1.1
114.0	114.0	0.0	± 1.1
109.0	109.0	0.0	± 1.1
104.0	104.0	0.0	± 1.1
99.0	99.0	0.0	± 1.1
94.0	94.0	0.0	± 1.1
89.0	89.1	0.1	± 1.1
84.0	84.1	0.1	± 1.1
79.0	79.1	0.1	± 1.1
74.0	74.1	0.1	± 1.1
69.0	69.1	0.1	± 1.1
64.0	64.0	0.0	± 1.1
59.0	59.1	0.1	± 1.1
54.0	54.0	0.0	± 1.1
49.0	49.0	0.0	± 1.1
44.0	44.0	0.0	± 1.1
39.0	39.0	0.0	± 1.1
34.0	34.0	0.0	± 1.1
30.0	30.0	0.0	± 1.1
29.0	29.0	0.0	± 1.1
28.0	28.0	0.0	± 1.1
27.0	27.0	0.0	± 1.1
26.0	25.9	-0.1	± 1.1
25.0	25.0	0.0	± 1.1

QF-TS12-04-04-020664

T. Petch.

Continuation of Calibration Certificate

Cert. No. : ACL23322
Job No. : VC67AC0011
Pages : 7 of 8

8. Level linearity including the level range control

Range	Anticipated Value (dB)	Measured Value (dB)	Deviated Value (dB)	Acceptance Limits (dB)
Auto	94.0	94.0	0.0	±1.1

9. Tone burst response

Time Weighting	Tone burst duration, Tb (ms)	Cycle	Anticipated Value (dB)	Measured Value (dB)	Deviated Value (dB)	Acceptance Limits (dB)
Fast	0.25	1	108.0	107.9	-0.1	1.5 ; -5.0
	2	8	117.0	117.0	0.0	1.0 ; -2.5
	200	800	134.0	134.0	0.0	±1.0
Slow	2	8	108.0	108.0	0.0	1.5 ; -5.0
	200	800	127.6	127.6	0.0	±1.0
	0.25	1	99.0	98.9	-0.1	1.5 ; -5.0
SEL	2	8	108.0	108.0	0.0	1.0 ; -2.5
	200	800	128.0	128.0	0.0	±1.0

10. Peak C sound level

Number of cycle in test signal	Anticipated Value (dB)	Measured Value, L _{peak} (dB)	Deviated Value (dB)	Acceptance Limits (dB)
Continuous	133.0	133.0	0.0	±3.0
One	136.4	136.3	-0.1	±3.0

Number of cycle in test signal	Anticipated Value (dB)	Measured Value (dB)	Deviated Value (dB)	Acceptance Limits (dB)
Continuous	133.0	133.1	0.1	±2.0
Positive half cycle	135.4	135.2	-0.2	±2.0
Negative half cycle	135.4	135.3	-0.1	±2.0

QF-TS12-04-04-020664

T. Petch.

Continuation of Calibration Certificate

Cert. No. : ACL23322
Job No. : VC67AC0011
Pages : 8 of 8

11. Overload Indication

Measured value (dB)		Deviated	Acceptance
Positive	Negative	Value	Limits
one-half cycle	one-half cycle	(dB)	(dB)
89.7	89.7	0.0	±1.5

12. High level stability

Frequency	SLM Display	SLM Display	Deviated	Acceptance
Weighting	at initial	at final	Value	Limits
(dB)	(dB)	(dB)	(dB)	(dB)
A - weight	137.0	137.0	0.0	±0.3

The reported uncertainty is based on a standard uncertainty multiplied by coverage factor $k = 2$
or any value following calculation, providing a level of confidence of approximately 95 %

End of Calibration Certificate

QF-TS12-04-04-020664

451-451/ Sirinthorn Road, Bangbunmu, Bangplud, Bangkok, 10700 Thailand
Tel. +66 2433 8331 Email : calibration@sithiporn.comCert. No. : ACL24008
Pages : 1 of 8

Calibration Certificate

Equipment : SOUND LEVEL METER
Manufacturer : RION
Model : NL-42 / Microphone UC-52 / Preamplifier NH-24
Serial No. : 01173610 / 143485 / 22619
ID No. : RYG_FS0389

Condition As Found : GOOD

Customer : ALS LABORATORY GROUP (THAILAND) CO., LTD.
104 PHATTHANAKAN 40, PHATTHANAKAN ROAD,
KHWAENG PHATTHANAKAN, KHET SUAN LUANG,
BANGKOK, 10250 THAILAND.

Location : -
Ambient Temperature : (23.0 ± 3) °C
Pressure : (101.3 ± 3) kPa
Relative Humidity : (50.0 ± 20) %
Received Date : 19 DECEMBER 2023
Calibration Date : 05-08 JANUARY 2024
Date of Issue : 09 JANUARY 2024



Calibrated by : Nathakorn Pisutpaisan

Approved by :

T. Petchurai
(Thanakul Petchurai)

This certificate is issued in accordance with the requirements of ISO/IEC 17025 standard, may not be reproduced
other than in full, except with the prior written approval of the head of Calibration Laboratory.

451-451/ Sirinthorn Road, Bangbunmu, Bangplud, Bangkok, 10700 Thailand
Tel. +66 2433 8331 Email : calibration@sithiporn.comCert. No. : ACL24008
Job No. : VC67AC0044
Pages : 2 of 8

Calibration Procedure : CP-AC-01

Calibration Method :

This equipment was calibrated by follow on IEC-61672-3 (2013) Standard for sound level meter (SLM).
The SLM had tests to Acoustical and Electrical signal tests of frequency weighting with Anechoic chamber and Reference
Standard Instruments.
For tests results of each items were made by observation of each Instruments display and also with SLM's display.

Condition of this result of calibration :

1. Reference Standard Instruments :

Instrument	Model	Serial No.	Cert. No.	Due Date
Waveform Generator	33210A	MY48017076	EF-0009-23	07-FEB-24
Waveform Generator	33511B	MY52302742	EF-0010-23	07-FEB-24
Digital Multimeter	33461A	MY53220104	EEL_BP 30/0266	13-FEB-24
Digital Multimeter	33461A	MY53220076	EEL_BP 29/0266	13-FEB-24
Digital Multimeter	34461A	MY60024273	EEL_BP 31/0266	14-FEB-24
Programmable Attenuator	MAT-1070	62100114	EF-0011-23	08-FEB-24
Condenser Microphone	4180	2977900	AA-1001-23	14-FEB-24
Measuring Amplifier	NA-42KAI	34560495	AA-3002-23	14-FEB-24

2. This result of calibration was found accurate as shown on date and place of calibration for this calibrated item only.

3. This certificate is traceable to the international system of unit maintained at :

3.1 National Institute of Metrology (Thailand).

3.2 Thailand Institute of Scientific and Technological Research (TISTR).

451-451/ Sirinthorn Road, Bangbunmu, Bangplud, Bangkok, 10700 Thailand
Tel. +66 2433 8331 Email : calibration@sithiporn.comCert. No. : ACL24008
Job No. : VC67AC0044
Pages : 3 of 8

Summary of Measurement Result :

Parameter	Uncertainty	Maximum-permitted
	(dB)	uncertainty of measurement (dB)
1. Absolute sensitivity	0.2	N/A
2. Self-generated noise	0.2	N/A
3. Acoustical signal tests of frequency weightings		
125 Hz	0.3	0.6
1000 Hz	0.3	0.6
8000 Hz	0.3	0.7
4. Electrical signal tests of frequency weightings		
For 10 Hz to 4 kHz	0.3	0.6
For > 4 kHz to 10 kHz	0.3	0.7
For > 10 kHz to 20 kHz	-	1.0
5. Frequency and time weightings at 1 kHz	0.2	0.2
6. Long - term stability	0.1	0.1
7. Level linearity on the reference level range	0.2	0.3
8. Level linearity including the level range control	0.2	0.3
9. Tone burst response	0.2	0.3
10. Peak C sound level	0.2	0.35
11. Overload indication	0.2	0.25
12. High level stability	0.1	0.1

SITHIPORN ASSOCIATES CO., LTD.
CALIBRATION LABORATORY

451-451/ Sirinthorn Road, Bangbunmu, Bangplud, Bangkok, 10700 Thailand
Tel: +66 2433 8331 Email: calibration@sithiporn.com



Cert. No. : ACL24008
Job No. : VC67AC0044
Pages : 4 of 8

Result of calibration :

1. Absolute sensitivity

Reference Acoustic Signal (dB)	Measured Value (dB)	Deviation (dB)	Acceptance Limit (dB)
93.9 (93.98)	93.9	0.0	±0.3

2. Self-generated noise

2.1 Normal test

Measured Value (dB)
18.6

2.2 The microphone of the sound level meter was replaced by electrical signal input device.

Frequency Weighting	Measured value (dB)
A - weight	16.2
C - weight	22.1
Flat	28.0

3. Acoustical signal tests of frequency weightings

Meter free-field acoustic response at a level of 84 dB

Frequency (Hz)	Deviation from various frequency weighting response curve (dB)			
	Flat	C-weight	A-weight	Acceptance Limits
125	0.4	0.5	0.5	± 1.5
1000	0.0	0.0	0.0	± 1.0
8000	0.5	0.5	0.6	±5.0

T. Petin

SITHIPORN ASSOCIATES CO., LTD.
CALIBRATION LABORATORY

451-451/ Sirinthorn Road, Bangbunmu, Bangplud, Bangkok, 10700 Thailand
Tel: +66 2433 8331 Email: calibration@sithiporn.com



Cert. No. : ACL24008
Job No. : VC67AC0044
Pages : 5 of 8

4. Electrical signal tests of frequency weightings

Weighting network response with relative to 1 kHz.

Frequency (Hz)	Deviation from various frequency weighting response curve (dB)			
	Flat	C-weight	A-weight	Acceptance Limits
63	-0.1	0.0	0.0	±2.0
125	0.0	0.0	0.0	±1.5
250	0.0	0.0	0.0	±1.5
500	0.0	0.0	0.0	±1.5
1000	0.0	0.0	0.0	±1.0
2000	0.0	0.0	0.0	±2.0
4000	0.0	0.0	0.0	±3.0
8000	0.0	0.1	0.1	±5.0

5. Frequency and time weightings at 1 kHz

5.1 Frequency weightings at 1 kHz

Frequency Weighting	Anticipated Value (dB)	Measured Value (dB)	Deviated Value (dB)	Acceptance Limits (dB)
A - weight	94.0	94.0	0.0	± 0.2
C - weight	94.0	94.0	0.0	± 0.2
Flat	94.0	94.0	0.0	± 0.2

5.2 Time weighting at 1 kHz

Frequency Weighting	Anticipated Value (dB)	Measured Value (dB)	Deviated Value (dB)	Acceptance Limits (dB)
Fast	94.0	94.0	0.0	± 0.1
Slow	94.0	94.0	0.0	± 0.1
Leq	94.0	94.0	0.0	± 0.1

6. Long - term stability

Frequency Weighting	SLM Display at initial (dB)	SLM Display at final (dB)	Deviated Value (dB)	Acceptance Limits (dB)
A - weight	94.0	94.0	0.0	± 0.3

T. Petin

SITHIPORN ASSOCIATES CO., LTD.
CALIBRATION LABORATORY

451-451/ Sirinthorn Road, Bangbunmu, Bangplud, Bangkok, 10700 Thailand
Tel: +66 2433 8331 Email: calibration@sithiporn.com



Cert. No. : ACL24008
Job No. : VC67AC0044
Pages : 6 of 8

7. Level linearity on the reference level range

Anticipated Value (dB)	Measured Value (dB)	Deviated Value (dB)	Acceptance Limits (dB)
137.0	137.0	0.0	± 1.1
136.0	136.0	0.0	± 1.1
135.0	135.0	0.0	± 1.1
134.0	134.0	0.0	± 1.1
133.0	133.0	0.0	± 1.1
132.0	132.0	0.0	± 1.1
131.0	131.0	0.0	± 1.1
129.0	129.0	0.0	± 1.1
124.0	124.0	0.0	± 1.1
119.0	119.0	0.0	± 1.1
114.0	114.0	0.0	± 1.1
109.0	109.0	0.0	± 1.1
104.0	104.0	0.0	± 1.1
99.0	99.0	0.0	± 1.1
94.0	94.0	0.0	± 1.1
89.0	89.1	0.1	± 1.1
84.0	84.1	0.1	± 1.1
79.0	79.1	0.1	± 1.1
74.0	74.1	0.1	± 1.1
69.0	69.1	0.1	± 1.1
64.0	64.0	0.0	± 1.1
59.0	59.1	0.1	± 1.1
54.0	54.0	0.0	± 1.1
49.0	49.0	0.0	± 1.1
44.0	44.0	0.0	± 1.1
39.0	39.0	0.0	± 1.1
34.0	34.1	0.1	± 1.1
30.0	30.1	0.1	± 1.1
29.0	29.1	0.1	± 1.1
28.0	28.2	0.2	± 1.1
27.0	27.4	0.4	± 1.1
26.0	26.3	0.3	± 1.1
25.0	25.4	0.4	± 1.1

T. Petin

SITHIPORN ASSOCIATES CO., LTD.
CALIBRATION LABORATORY

451-451/ Sirinthorn Road, Bangbunmu, Bangplud, Bangkok, 10700 Thailand
Tel: +66 2433 8331 Email: calibration@sithiporn.com



Cert. No. : ACL24008
Job No. : VC67AC0044
Pages : 7 of 8

8. Level linearity including the level range control

Range	Anticipated Value (dB)	Measured Value (dB)	Deviated Value (dB)	Acceptance Limits (dB)
Auto	94.0	94.0	0.0	±1.1

9. Tone burst response

Time Weighting	Tone burst duration, Tb (ms)	Cycle	Anticipated Value (dB)	Measured Value (dB)	Deviated Value (dB)	Acceptance Limits (dB)
Fast	0.25	1	108.0	107.9	-0.1	1.5 ; -5.0
	2	8	117.0	117.0	0.0	1.0 ; -2.5
	200	800	134.0	134.0	0.0	±1.0
Slow	2	8	108.0	108.0	0.0	1.5 ; -5.0
	200	800	127.6	127.6	0.0	±1.0
	0.25	1	99.0	98.9	-0.1	1.5 ; -5.0
SEL	2	8	108.0	108.0	0.0	1.0 ; -2.5
	200	800	128.0	128.0	0.0	±1.0

10. Peak C sound level

Number of cycle in test signal	Anticipated Value (dB)	Measured Value, L _{peak} (dB)	Deviated Value (dB)	Acceptance Limits (dB)
Continuous	133.0	133.0	0.0	±3.0
One	136.4	135.7	-0.7	±3.0

Number of cycle in test signal	Anticipated Value (dB)	Measured Value (dB)	Deviated Value (dB)	Acceptance Limits (dB)
Continuous	133.0	133.0	0.0	±2.0
Positive half cycle	135.4	135.2	-0.2	±2.0
Negative half cycle	135.4	135.2	-0.2	±2.0

T. Petin

SITHIPORN ASSOCIATES CO., LTD.
CALIBRATION LABORATORY

451-451/ Sirinthorn Road, Bangbunmu, Bangplud, Bangkok, 10700 Thailand
Tel. +66 2433 8331 Email : calibration@sithiphorn.com

SITHIPORN
associates



Cert. No. : ACL24008
Job No. : VC67AC0044
Pages : 8 of 8

11. Overload indication

Measured value (dB)		Deviated Value (dB)	Acceptance Limits (dB)
Positive one-half cycle	Negative one-half cycle		
89.7	89.6	-0.1	±1.5

12. High level stability

Frequency Weighting	SLM Display at initial (dB)	SLM Display at final (dB)	Deviated Value (dB)	Acceptance Limits (dB)
A - weight	137.0	137.0	0.0	±0.3

The reported uncertainty is based on a standard uncertainty multiplied by coverage factor $k = 2$
or any value following calculation, providing a level of confidence of approximately 95 %

End of Calibration Certificate

T. Petchurai

SITHIPORN ASSOCIATES CO., LTD.
CALIBRATION LABORATORY

451-451/ Sirinthorn Road, Bangbunmu, Bangplud, Bangkok, 10700 Thailand
Tel. +66 2433 8331 Email : calibration@sithiphorn.com

SITHIPORN
associates



Cert. No. : ACL24007
Pages : 1 of 8


Calibration Certificate

Equipment : SOUND LEVEL METER
Manufacturer : RION
Model : NL-42 / Microphone UC-52 / Preamplifier NH-24
Serial No. : 01173609 / 172170 / 74021
ID No. : RYG_FS0388

Condition As Found : GOOD

Customer : ALS LABORATORY GROUP (THAILAND) CO., LTD.
104 PHATTHANAKAN 40, PHATTHANAKAN ROAD,
KHWAENG PHATTHANAKAN, KHET SUAN LUANG,
BANGKOK, 10250 THAILAND.

Location : -
Ambient Temperature : (23.0 ± 3) °C
Pressure : (101.3 ± 3) kPa
Relative Humidity : (50.0 ± 20) %
Received Date : 19 DECEMBER 2023
Calibration Date : 05-08 JANUARY 2024
Date of Issue : 09 JANUARY 2024



Calibrated by : Nathakorn Pisutpaisan

Approved by :

T. Petchurai
(Thanakul Petchurai)

This certificate is issued in accordance with the requirements of ISO/IEC 17025 standard, may not be reproduced
other than in full, except with the prior written approval of the head of Calibration Laboratory.

SITHIPORN ASSOCIATES CO., LTD.
CALIBRATION LABORATORY

451-451/ Sirinthorn Road, Bangbunmu, Bangplud, Bangkok, 10700 Thailand
Tel. +66 2433 8331 Email : calibration@sithiphorn.com

SITHIPORN
associates



Cert. No. : ACL24007
Job No. : VC67AC0044
Pages : 2 of 8

Calibration Procedure : CP-AC-01

Calibration Method :

This equipment was calibrated by follow on IEC-61672-3 (2013) Standard for sound level meter (SLM).
The SLM had tests to Acoustical and Electrical signal tests of frequency weighting with Anechoic chamber and Reference
Standard Instruments.
For tests results of each items were made by observation of each Instruments display and also with SLM's display.

Condition of this result of calibration :

1. Reference Standard Instruments :

Instrument	Model	Serial No.	Cert. No.	Due Date
Waveform Generator	33210A	MY48017076	EF-0009-23	07-FEB-24
Waveform Generator	33511B	MY52302742	EF-0010-23	07-FEB-24
Digital Multimeter	33461A	MY53220104	EEL_BP 30/0266	13-FEB-24
Digital Multimeter	33461A	MY53220076	EEL_BP 29/0266	13-FEB-24
Digital Multimeter	34461A	MY60024273	EEL_BP 31/0266	14-FEB-24
Programmable Attenuator	MAT-1070	62100114	EF-0011-23	08-FEB-24
Condenser Microphone	4180	2977900	AA-1001-23	14-FEB-24
Measuring Amplifier	NA-42KAI	34560495	AA-3002-23	14-FEB-24

2. This result of calibration was found accurate as shown on date and place of calibration for this calibrated item only.

3. This certificate is traceable to the international system of unit maintained at :

3.1 National Institute of Metrology (Thailand).

3.2 Thailand Institute of Scientific and Technological Research (TISTR).

T. Petchurai

SITHIPORN ASSOCIATES CO., LTD.
CALIBRATION LABORATORY

451-451/ Sirinthorn Road, Bangbunmu, Bangplud, Bangkok, 10700 Thailand
Tel. +66 2433 8331 Email : calibration@sithiphorn.com

SITHIPORN
associates



Cert. No. : ACL24007
Job No. : VC67AC0044
Pages : 3 of 8

Summary of Measurement Result :

Parameter	Uncertainty	Maximum-permitted
	(dB)	uncertainty of measurement (dB)
1. Absolute sensitivity	0.2	N/A
2. Self-generated noise	0.2	N/A
3. Acoustical signal tests of frequency weightings		
125 Hz	0.3	0.6
1000 Hz	0.3	0.6
8000 Hz	0.3	0.7
4. Electrical signal tests of frequency weightings		
For 10 Hz to 4 kHz	0.3	0.6
For > 4 kHz to 10 kHz	0.3	0.7
For > 10 kHz to 20 kHz	-	1.0
5. Frequency and time weightings at 1 kHz	0.2	0.2
6. Long - term stability	0.1	0.1
7. Level linearity on the reference level range	0.2	0.3
8. Level linearity including the level range control	0.2	0.3
9. Tone burst response	0.2	0.3
10. Peak C sound level	0.2	0.35
11. Overload indication	0.2	0.25
12. High level stability	0.1	0.1

T. Petchurai

SITHIPORN ASSOCIATES CO., LTD.
CALIBRATION LABORATORY

451-451/ Sirinthorn Road, Bangbunru, Bangplud, Bangkok, 10700 Thailand
Tel. +66 2433 8331 Email : calibration@sithiporn.com



Cert. No. : ACL24007
Job No. : VC67AC0044
Pages : 4 of 8

Result of calibration :

1. Absolute sensitivity

Reference Acoustic Signal (dB)	Measured Value (dB)	Deviation (dB)	Acceptance Limit (dB)
93.9 (93.98)	93.9	0.0	±0.3

2. Self-generated noise

2.1 Normal test

Measured Value (dB)
15.1

2.2 The microphone of the sound level meter was replaced by electrical signal input device.

Frequency Weighting	Measured value (dB)
A - weight	13.4
C - weight	19.9
Flat	25.3

3. Acoustical signal tests of frequency weightings

Meter free-field acoustic response at a level of 84 dB

Frequency (Hz)	Deviation from various frequency weighting response curve (dB)			
	Flat	C-weight	A-weight	Acceptance Limits
125	0.3	0.3	0.3	± 1.5
1000	0.1	0.1	0.1	± 1.0
8000	0.8	0.9	0.9	±5.0

T. Petch.

SITHIPORN ASSOCIATES CO., LTD.
CALIBRATION LABORATORY

451-451/ Sirinthorn Road, Bangbunru, Bangplud, Bangkok, 10700 Thailand
Tel. +66 2433 8331 Email : calibration@sithiporn.com



Cert. No. : ACL24007
Job No. : VC67AC0044
Pages : 5 of 8

4. Electrical signal tests of frequency weightings

Weighting network response with relative to 1 kHz.

Frequency (Hz)	Deviation from various frequency weighting response curve (dB)			
	Flat	C-weight	A-weight	Acceptance Limits
63	-0.1	-0.1	0.0	±2.0
125	0.0	0.0	0.0	±1.5
250	0.0	0.0	0.0	±1.5
500	0.0	0.0	-0.1	±1.5
1000	0.0	0.0	0.0	±1.0
2000	0.0	0.0	0.0	±2.0
4000	0.0	0.0	0.0	±3.0
8000	0.0	0.1	0.1	±5.0

5. Frequency and time weightings at 1 kHz

5.1 Frequency weightings at 1 kHz

Frequency Weighting	Anticipated Value (dB)	Measured Value (dB)	Deviated Value (dB)	Acceptance Limits (dB)
A - weight	94.0	94.0	0.0	± 0.2
C - weight	94.0	94.0	0.0	± 0.2
Flat	94.0	94.0	0.0	± 0.2

5.2 Time weighting at 1 kHz

Frequency Weighting	Anticipated Value (dB)	Measured Value (dB)	Deviated Value (dB)	Acceptance Limits (dB)
Fast	94.0	94.0	0.0	± 0.1
Slow	94.0	94.0	0.0	± 0.1
Leq	94.0	94.0	0.0	± 0.1

6. Long - term stability

Frequency Weighting	SLM Display at initial (dB)	SLM Display at final (dB)	Deviated Value (dB)	Acceptance Limits (dB)
A - weight	94.0	94.0	0.0	± 0.3

T. Petch.

SITHIPORN ASSOCIATES CO., LTD.
CALIBRATION LABORATORY

451-451/ Sirinthorn Road, Bangbunru, Bangplud, Bangkok, 10700 Thailand
Tel. +66 2433 8331 Email : calibration@sithiporn.com



Cert. No. : ACL24007
Job No. : VC67AC0044
Pages : 6 of 8

7. Level linearity on the reference level range

Anticipated Value (dB)	Measured Value (dB)	Deviated Value (dB)	Acceptance Limits (dB)
137.0	137.0	0.0	± 1.1
136.0	136.0	0.0	± 1.1
135.0	135.0	0.0	± 1.1
134.0	134.0	0.0	± 1.1
133.0	133.0	0.0	± 1.1
132.0	132.0	0.0	± 1.1
131.0	131.0	0.0	± 1.1
129.0	129.0	0.0	± 1.1
124.0	124.0	0.0	± 1.1
119.0	119.0	0.0	± 1.1
114.0	114.0	0.0	± 1.1
109.0	109.0	0.0	± 1.1
104.0	104.0	0.0	± 1.1
99.0	99.0	0.0	± 1.1
94.0	94.0	0.0	± 1.1
89.0	89.0	0.0	± 1.1
84.0	84.0	0.0	± 1.1
79.0	79.0	0.0	± 1.1
74.0	74.0	0.0	± 1.1
69.0	69.0	0.0	± 1.1
64.0	64.0	0.0	± 1.1
59.0	59.0	0.0	± 1.1
54.0	54.0	0.0	± 1.1
49.0	49.0	0.0	± 1.1
44.0	44.0	0.0	± 1.1
39.0	39.0	0.0	± 1.1
34.0	34.0	0.0	± 1.1
30.0	30.0	0.0	± 1.1
29.0	29.0	0.0	± 1.1
28.0	28.1	0.1	± 1.1
27.0	27.1	0.1	± 1.1
26.0	26.1	0.1	± 1.1
25.0	25.1	0.1	± 1.1

T. Petch.

SITHIPORN ASSOCIATES CO., LTD.
CALIBRATION LABORATORY

451-451/ Sirinthorn Road, Bangbunru, Bangplud, Bangkok, 10700 Thailand
Tel. +66 2433 8331 Email : calibration@sithiporn.com



Cert. No. : ACL24007
Job No. : VC67AC0044
Pages : 7 of 8

8. Level linearity including the level range control

Range	Anticipated Value (dB)	Measured Value (dB)	Deviated Value (dB)	Acceptance Limits (dB)
Auto	94.0	94.0	0.0	±1.1

9. Tone burst response

Time Weighting	Tone burst duration, Tb (ms)	Cycle	Anticipated Value (dB)	Measured Value (dB)	Deviated Value (dB)	Acceptance Limits (dB)
Fast	0.25	1	108.0	107.9	-0.1	1.5 ; -5.0
	2	8	117.0	117.0	0.0	1.0 ; -2.5
	200	800	134.0	134.0	0.0	±1.0
Slow	2	8	108.0	108.0	0.0	1.5 ; -5.0
	200	800	127.6	127.6	0.0	±1.0
	0.25	1	99.0	98.9	-0.1	1.5 ; -5.0
SEL	2	8	108.0	108.0	0.0	1.0 ; -2.5
	200	800	128.0	128.0	0.0	±1.0

10. Peak C sound level

Number of cycle in test signal	Anticipated Value (dB)	Measured Value, L _{peak} (dB)	Deviated Value (dB)	Acceptance Limits (dB)
Continuous	133.0	133.0	0.0	±3.0
One	136.4	136.3	-0.1	±3.0

Number of cycle in test signal	Anticipated Value (dB)	Measured Value (dB)	Deviated Value (dB)	Acceptance Limits (dB)
Continuous	133.0	133.0	0.0	±2.0
Positive half cycle	135.4	135.2	-0.2	±2.0
Negative half cycle	135.4	135.2	-0.2	±2.0

T. Petch.

SITHIPORN ASSOCIATES CO., LTD.
CALIBRATION LABORATORY

451-451/1 Sirinthorn Road, Bangbunru, Bangplud, Bangkok, 10700 Thailand
Tel: +66 2433 8331 Email: calibration@sithiporn.com



Cert. No. : ACL24007
Job No. : VC67AC0044
Pages : 8 of 8

11. Overload indication

Measured value (dB)		Deviated Value (dB)	Acceptance Limits (dB)
Positive one-half cycle	Negative one-half cycle		
89.5	89.6	0.1	±1.5

12. High level stability

Frequency Weighting	SLM Display at initial (dB)	SLM Display at final (dB)	Deviated Value (dB)	Acceptance Limits (dB)
A - weight	137.0	137.0	0.0	±0.3

The reported uncertainty is based on a standard uncertainty multiplied by coverage factor $k = 2$
or any value following calculation, providing a level of confidence of approximately 95 %

End of Calibration Certificate

T. Petchurai

SITHIPORN ASSOCIATES CO., LTD.
CALIBRATION LABORATORY

451-451/1 Sirinthorn Rd, Bangbunru, Bangplud Bangkok 10700 THAILAND
Tel: 0-2435-8800 Fax: 0-2433-1679 e-mail: cal-center@sithiporn.com http://www.sithiporn.com



Cert. No. : ACL23325
Pages : 1 of 8

Calibration Certificate

Equipment : SOUND LEVEL METER
Manufacturer : RION
Model : NL-42/ Microphone UC-52 / Preamplifier NH-24
Serial No.: 01073423 / 169513 / 73684
ID No.: RYG_FS0386

Condition As Found : GOOD

Customer : ALS LABORATORY GROUP (THAILAND) CO., LTD.
104 PHATTHANAKAN 40, PHATTHANAKAN ROAD,
KHWAENG PHATTHANAKAN, KHET SUAN LUANG,
BANGKOK, 10250 THAILAND.

Location : -
Ambient Temperature : (23.0 ± 3) °C
Pressure : (101.3 ± 3) kPa
Relative Humidity : (50.0 ± 20) %

Received Date : 11 OCTOBER 2023
Calibration Date : 19-20 OCTOBER 2023
Date of Issue : 24 OCTOBER 2023

Calibrated by : Nathakorn Pisutpaisan

Approved by : *T. Petchurai*
(Thanakul Petchurai)

This certificate is issued in accordance with the requirements of ISO/IEC 17025 standard, may not be reproduced other than in full, except with the prior written approval of the head of Calibration Laboratory.

QF-TS12-04-04-020664

SITHIPORN ASSOCIATES CO., LTD.
CALIBRATION LABORATORY

Continuation of Calibration Certificate

Cert. No. : ACL23325
Job No. : VC67AC0011
Pages : 2 of 8

Calibration Procedure : CP-AC-01

Calibration Method :

This equipment was calibrated by based on IEC-61672-3 (2013) Standard for sound level meter (SLM).
The SLM had tests to Acoustical and Electrical signal tests of frequency weighting with Anechoic chamber and Reference Standard Instruments.
For tests results of each items were made by observation of each Instruments display and also with SLM's display.

Condition of this result of calibration :

1. Reference Standard Instruments :

Instrument	Model	Serial No.	Cert. No.	Due Date
Waveform Generator	33210A	MY48017076	EF-0009-23	07-FEB-24
Waveform Generator	33511B	MY52302742	EF-0010-23	07-FEB-24
Digital Multimeter	33461A	MY53220104	EEL-BP 30/0266	13-FEB-24
Digital Multimeter	33461A	MY53220076	EEL-BP 29/0266	13-FEB-24
Digital Multimeter	34461A	MY60024273	EEL-BP 31/0266	14-FEB-24
Programmable Attenuator	MAT-1070	62100114	EF-0011-23	08-FEB-24
Condenser Microphone	4180	2977900	AA-1001-23	14-FEB-24
Measuring Amplifier	NA-42KAI	34560495	AA-3002-23	14-FEB-24

2. This result of calibration was found accurate as shown on date and place of calibration for this calibrated item only.

3. This certificate is traceable to the international system of unit maintained at :

3.1 National Institute of Metrology (Thailand).

3.2 Thailand Institute of Scientific and Technological Research (TISTR).

QF-TS12-04-04-020664

T. Petchurai

SITHIPORN ASSOCIATES CO., LTD.
CALIBRATION LABORATORY

Continuation of Calibration Certificate

Cert. No. : ACL23325
Job No. : VC67AC0011
Pages : 3 of 8

Summary of Measurement Result :

Parameter	Pass	Fail	Uncertainty (dB)	Maximum-permitted uncertainty of measurement (dB)
1. Absolute sensitivity	✓	-	0.2	N/A
2. Self-generated noise	✓	-	0.2	N/A
3. Acoustical signal tests of frequency weightings				
125 Hz	✓	-	0.3	0.6
1000 Hz	✓	-	0.3	0.6
8000 Hz	✓	-	0.3	0.7
4. Electrical signal tests of frequency weightings				
For 10 Hz to 4 kHz	✓	-	0.3	0.6
For > 4 kHz to 10 kHz	✓	-	0.3	0.7
For > 10 kHz to 20 kHz	-	-	-	1.0
5. Frequency and time weightings at 1 kHz	✓	-	0.2	0.2
6. Long - term stability	✓	-	0.1	0.1
7. Level linearity on the reference level range	✓	-	0.2	0.3
8. Level linearity including the level range control	✓	-	0.2	0.3
9. Tone burst response	✓	-	0.2	0.3
10. Peak C sound level	✓	-	0.2	0.35
11. Overload indication	✓	-	0.2	0.25
12. High level stability	✓	-	0.1	0.1

Note : Pass/Fail evaluation for each parameter,
will be considered together from the acceptance limit and the Maximum-permitted uncertainty of measurement.

QF-TS12-04-04-020664

T. Petchurai

Continuation of Calibration Certificate

Cert. No. : ACL23325
Job No. : VC67AC0011
Pages : 4 of 8

Result of calibration :

1. Absolute sensitivity

Reference Acoustic Signal (dB)	Measured Value (dB)	Deviation (dB)	Acceptance Limit (dB)
93.9 (93.98)	93.9	0.0	±0.3

2. Self-generated noise

2.1 Normal test

Measured Value (dB)
15.4

2.2 The microphone of the sound level meter was replaced by electrical signal input device.

Frequency Weighting	Measured value (dB)
A - weight	13.1
C - weight	18.8
Flat	24.6

3. Acoustical signal tests of frequency weightings

Meter free-field acoustic response at a level of 84 dB

Frequency (Hz)	Deviation from various frequency weighting response curve (dB)			
	Flat	C-weight	A-weight	Acceptance Limits
125	0.2	0.2	0.2	± 1.5
1000	0.0	0.0	0.0	± 1.0
8000	1.6	1.7	1.6	±5.0

QF-TS12-04-04-020664

T. P. T. M.

Continuation of Calibration Certificate

Cert. No. : ACL23325
Job No. : VC67AC0011
Pages : 5 of 8

4. Electrical signal tests of frequency weightings

Weighting network response with relative to 1 kHz.

Frequency (Hz)	Deviation from various frequency weighting response curve (dB)			
	Flat	C-weight	A-weight	Acceptance Limits
63	0.0	0.0	-0.1	±2.0
125	0.0	0.0	0.0	±1.5
250	0.0	0.0	0.0	±1.5
500	0.0	0.0	0.0	±1.5
1000	0.0	0.0	0.0	±1.0
2000	0.0	0.0	0.0	±2.0
4000	0.0	0.0	0.0	±3.0
8000	0.0	0.1	0.1	±5.0

5. Frequency and time weightings at 1 kHz

5.1 Frequency weightings at 1 kHz

Frequency Weighting	Anticipated Value (dB)	Measured Value (dB)	Deviated Value (dB)	Acceptance Limits (dB)
A - weight	94.0	94.0	0.0	± 0.2
C - weight	94.0	94.0	0.0	± 0.2
Flat	94.0	94.0	0.0	± 0.2

5.2 Time weighting at 1 kHz

Frequency Weighting	Anticipated Value (dB)	Measured Value (dB)	Deviated Value (dB)	Acceptance Limits (dB)
Fast	94.0	94.0	0.0	± 0.1
Slow	94.0	94.0	0.0	± 0.1
Leq	94.0	94.0	0.0	± 0.1

6. Long - term stability

Frequency Weighting	SLM Display at initial (dB)	SLM Display at final (dB)	Deviated Value (dB)	Acceptance Limits (dB)
A - weight	94.0	94.0	0.0	± 0.3

QF-TS12-04-04-020664

T. P. T. M.

Continuation of Calibration Certificate

Cert. No. : ACL23325
Job No. : VC67AC0011
Pages : 6 of 8

7. Level linearity on the reference level range

Anticipated Value (dB)	Measured Value (dB)	Deviated Value (dB)	Acceptance Limits (dB)
137.0	137.0	0.0	± 1.1
136.0	136.0	0.0	± 1.1
135.0	135.0	0.0	± 1.1
134.0	134.0	0.0	± 1.1
133.0	133.0	0.0	± 1.1
132.0	132.0	0.0	± 1.1
131.0	131.0	0.0	± 1.1
129.0	129.0	0.0	± 1.1
124.0	124.0	0.0	± 1.1
119.0	119.0	0.0	± 1.1
114.0	114.0	0.0	± 1.1
109.0	109.0	0.0	± 1.1
104.0	104.0	0.0	± 1.1
99.0	99.0	0.0	± 1.1
94.0	94.0	0.0	± 1.1
89.0	89.0	0.0	± 1.1
84.0	84.0	0.0	± 1.1
79.0	79.0	0.0	± 1.1
74.0	74.0	0.0	± 1.1
69.0	69.0	0.0	± 1.1
64.0	64.0	0.0	± 1.1
59.0	59.0	0.0	± 1.1
54.0	53.9	-0.1	± 1.1
49.0	49.0	0.0	± 1.1
44.0	43.9	-0.1	± 1.1
39.0	38.9	-0.1	± 1.1
34.0	33.9	-0.1	± 1.1
30.0	29.9	-0.1	± 1.1
29.0	28.9	-0.1	± 1.1
28.0	27.9	-0.1	± 1.1
27.0	26.9	-0.1	± 1.1
26.0	25.9	-0.1	± 1.1
25.0	24.8	-0.2	± 1.1

QF-TS12-04-04-020664

T. P. T. M.

Continuation of Calibration Certificate

Cert. No. : ACL23325
Job No. : VC67AC0011
Pages : 7 of 8

8. Level linearity including the level range control

Range	Anticipated Value (dB)	Measured Value (dB)	Deviated Value (dB)	Acceptance Limits (dB)
Auto	94.0	94.0	0.0	±1.1

9. Tone burst response

Time Weighting	Tone burst duration, Tb (ms)	Cycle	Anticipated Value (dB)	Measured Value (dB)	Deviated Value (dB)	Acceptance Limits (dB)
Fast	0.25	1	108.0	107.9	-0.1	1.5 ; -5.0
	2	8	117.0	117.0	0.0	1.0 ; -2.5
	200	800	134.0	134.0	0.0	±1.0
Slow	2	8	108.0	108.0	0.0	1.5 ; -5.0
	200	800	127.6	127.6	0.0	±1.0
SEL	0.25	1	99.0	98.9	-0.1	1.5 ; -5.0
	2	8	108.0	108.0	0.0	1.0 ; -2.5
	200	800	128.0	128.0	0.0	±1.0

10. Peak C sound level

Number of cycle in test signal	Anticipated Value (dB)	Measured Value, L _{peak} (dB)	Deviated Value (dB)	Acceptance Limits (dB)
Continuous	133.0	133.0	0.0	±3.0
One	136.4	136.1	-0.3	±3.0

Number of cycle in test signal	Anticipated Value (dB)	Measured Value (dB)	Deviated Value (dB)	Acceptance Limits (dB)
Continuous	133.0	133.0	0.0	±2.0
Positive half cycle	135.4	135.2	-0.2	±2.0
Negative half cycle	135.4	135.2	-0.2	±2.0

QF-TS12-04-04-020664

T. P. T. M.

Continuation of Calibration Certificate

Cert. No. : ACL23325
Job No. : VC67AC0011
Pages : 8 of 8

11. Overload indication

Measured value (dB)		Deviated Value (dB)	Acceptance Limits (dB)
Positive one-half cycle	Negative one-half cycle		
89.6	89.6	0.0	±1.5

12. High level stability

Frequency Weighting	SLM Display at initial (dB)	SLM Display at final (dB)	Deviated Value (dB)	Acceptance Limits (dB)
A - weight	137.0	137.0	0.0	±0.3

The reported uncertainty is based on a standard uncertainty multiplied by coverage factor $k = 2$ or any value following calculation, providing a level of confidence of approximately 95 %

End of Calibration Certificate

QF-TS12-04-04-020664

451-451/1 Sirinthorn Rd, Bangbunru, Bangplud Bangkok 10700 THAILAND.
Tel:0-2435-8800 Fax:0-2433-1679 e-mail:cal-center@sithiporn.com http://www.sithiporn.com



Cert. No. : ACL23348
Pages : 1 of 8

Calibration Certificate

Equipment : SOUND LEVEL METER
Manufacturer : RION
Model : NL-42 / Microphone UC-52 / Preamplifier NH-24
Serial No. : 01173611 / 172173 / 74023
ID No. : RYG_FS0390

Condition As Found : GOOD

Customer : ALS LABORATORY GROUP (THAILAND) CO.,LTD.
104 PHATTHANAKAN 40, PHATTHANAKAN ROAD,
KHWAENG PHATTHANAKAN, KHET SUAN LUANG,
BANGKOK, 10250 THAILAND.

Location : -
Ambient Temperature : (23.0 ± 3) °C
Pressure : (101.3 ± 3) kPa
Relative Humidity : (50.0 ± 20) %

Received Date : 01 NOVEMBER 2023
Calibration Date : 07-08 NOVEMBER 2023
Date of Issue : 14 NOVEMBER 2023

Calibrated by : Nathakorn Pisutpaisan

Approved by : *T. Petchur*
(Thanakul Petchurai)

This certificate is issued in accordance with the requirements of ISO/IEC 17025 standard, may not be reproduced other than in full, except with the prior written approval of the head of Calibration Laboratory.

QF-TS12-04-04-020664

Continuation of Calibration Certificate

Cert. No. : ACL23348
Job No. : VC67AC0023
Pages : 2 of 8

Calibration Procedure : CP-AC-01

Calibration Method :

This equipment was calibrated by based on IEC-61672-3 (2013) Standard for sound level meter (SLM).
The SLM had tests to Acoustical and Electrical signal tests of frequency weighting with Anechoic chamber and Reference Standard Instruments.
For tests results of each items were made by observation of each Instruments display and also with SLM's display.

Condition of this result of calibration :

1. Reference Standard Instruments :

Instrument	Model	Serial No.	Cert. No.	Due Date
Waveform Generator	33210A	MY48017076	EF-0009-23	07-FEB-24
Waveform Generator	33511B	MY52302742	EF-0010-23	07-FEB-24
Digital Multimeter	33461A	MY53220104	EEL-BP 30/0266	13-FEB-24
Digital Multimeter	33461A	MY53220076	EEL-BP 29/0266	13-FEB-24
Digital Multimeter	34461A	MY60024273	EEL-BP 31/0266	14-FEB-24
Programmable Attenuator	MAT-1070	62100114	EF-0011-23	08-FEB-24
Condenser Microphone	4180	2977900	AA-1001-23	14-FEB-24
Measuring Amplifier	NA-42KA1	34560495	AA-3002-23	14-FEB-24

2. This result of calibration was found accurate as shown on date and place of calibration for this calibrated item only.

3. This certificate is traceable to the international system of unit maintained at :

3.1 National Institute of Metrology (Thailand).

3.2 Thailand Institute of Scientific and Technological Research (TISTR).

QF-TS12-04-04-020664

Continuation of Calibration Certificate

Cert. No. : ACL23348
Job No. : VC67AC0023
Pages : 3 of 8

Summary of Measurement Result :

Parameter	Pass	Fail	Uncertainty (dB)	Maximum-permitted uncertainty of measurement (dB)
1. Absolute sensitivity	✓	-	0.2	N/A
2. Self-generated noise	✓	-	0.2	N/A
3. Acoustical signal tests of frequency weightings				
125 Hz	✓	-	0.3	0.6
1000 Hz	✓	-	0.3	0.6
8000 Hz	✓	-	0.3	0.7
4. Electrical signal tests of frequency weightings				
For 10 Hz to 4 kHz	✓	-	0.3	0.6
For > 4 kHz to 10 kHz	✓	-	0.3	0.7
For > 10 kHz to 20 kHz	-	-	-	1.0
5. Frequency and time weightings at 1 kHz	✓	-	0.2	0.2
6. Long - term stability	✓	-	0.1	0.1
7. Level linearity on the reference level range	✓	-	0.2	0.3
8. Level linearity including the level range control	✓	-	0.2	0.3
9. Tone burst response	✓	-	0.2	0.3
10. Peak C sound level	✓	-	0.2	0.35
11. Overload indication	✓	-	0.2	0.25
12. High level stability	✓	-	0.1	0.1

Note : Pass/Fail evaluation for each parameter, will be considered together from the acceptance limit and the Maximum-permitted uncertainty of measurement.

QF-TS12-04-04-020664

Continuation of Calibration Certificate

Cert. No. : ACL23348
Job No. : VC67AC0023
Pages : 4 of 8

Result of calibration :

1. Absolute sensitivity

Reference Acoustic Signal (dB)	Measured Value (dB)	Deviation (dB)	Acceptance Limit (dB)
93.9 (93.98)	93.9	0.0	±0.3

2. Self-generated noise

2.1 Normal test

Measured Value (dB)
16.9

2.2 The microphone of the sound level meter was replaced by electrical signal input device.

Frequency Weighting	Measured value (dB)
A - weight	14.8
C - weight	20.7
Flat	26.6

3. Acoustical signal tests of frequency weightings

Meter free-field acoustic response at a level of 84 dB

Frequency (Hz)	Deviation from various frequency weighting response curve (dB)			
	Flat	C-weight	A-weight	Acceptance Limits
125	0.6	0.7	0.6	± 1.5
1000	-0.1	-0.1	-0.1	± 1.0
8000	1.5	1.6	1.7	±5.0

QF-TS12-04-04-020664

T. Petch.

Continuation of Calibration Certificate

Cert. No. : ACL23348
Job No. : VC67AC0023
Pages : 5 of 8

4. Electrical signal tests of frequency weightings

Weighting network response with relative to 1 kHz.

Frequency (Hz)	Deviation from various frequency weighting response curve (dB)			
	Flat	C-weight	A-weight	Acceptance Limits
63	-0.1	-0.1	-0.1	±2.0
125	0.0	0.0	-0.1	±1.5
250	0.0	-0.1	-0.1	±1.5
500	0.0	0.0	-0.1	±1.5
1000	0.0	0.0	0.0	±1.0
2000	0.0	0.0	0.0	±2.0
4000	0.0	0.0	0.0	±3.0
8000	0.0	0.0	0.0	±5.0

5. Frequency and time weightings at 1 kHz

5.1 Frequency weightings at 1 kHz

Frequency Weighting	Anticipated Value (dB)	Measured Value (dB)	Deviated Value (dB)	Acceptance Limits (dB)
A - weight	94.0	94.0	0.0	± 0.2
C - weight	94.0	94.0	0.0	± 0.2
Flat	94.0	94.0	0.0	± 0.2

5.2 Time weighting at 1 kHz

Frequency Weighting	Anticipated Value (dB)	Measured Value (dB)	Deviated Value (dB)	Acceptance Limits (dB)
Fast	94.0	94.0	0.0	± 0.1
Slow	94.0	94.0	0.0	± 0.1
Leq	94.0	94.0	0.0	± 0.1

6. Long - term stability

Frequency Weighting	SLM Display at initial (dB)	SLM Display at final (dB)	Deviated Value (dB)	Acceptance Limits (dB)
A - weight	94.0	94.0	0.0	± 0.3

QF-TS12-04-04-020664

T. Petch.

Continuation of Calibration Certificate

Cert. No. : ACL23348
Job No. : VC67AC0023
Pages : 6 of 8

7. Level linearity on the reference level range

Anticipated Value (dB)	Measured Value (dB)	Deviated Value (dB)	Acceptance Limits (dB)
137.0	137.1	0.1	± 1.1
136.0	136.1	0.1	± 1.1
135.0	135.1	0.1	± 1.1
134.0	134.1	0.1	± 1.1
133.0	133.0	0.0	± 1.1
132.0	132.0	0.0	± 1.1
131.0	131.0	0.0	± 1.1
129.0	129.1	0.1	± 1.1
124.0	124.0	0.0	± 1.1
119.0	119.1	0.1	± 1.1
114.0	114.1	0.1	± 1.1
109.0	109.1	0.1	± 1.1
104.0	104.1	0.1	± 1.1
99.0	99.0	0.0	± 1.1
94.0	94.0	0.0	± 1.1
89.0	89.0	0.0	± 1.1
84.0	84.0	0.0	± 1.1
79.0	79.0	0.0	± 1.1
74.0	74.0	0.0	± 1.1
69.0	69.0	0.0	± 1.1
64.0	64.0	0.0	± 1.1
59.0	59.0	0.0	± 1.1
54.0	54.0	0.0	± 1.1
49.0	49.0	0.0	± 1.1
44.0	44.0	0.0	± 1.1
39.0	39.0	0.0	± 1.1
34.0	34.0	0.0	± 1.1
30.0	29.9	-0.1	± 1.1
29.0	28.9	-0.1	± 1.1
28.0	28.0	0.0	± 1.1
27.0	26.9	-0.1	± 1.1
26.0	25.9	-0.1	± 1.1
25.0	24.9	-0.1	± 1.1

QF-TS12-04-04-020664

T. Petch.

Continuation of Calibration Certificate

Cert. No. : ACL23348
Job No. : VC67AC0023
Pages : 7 of 8

8. Level linearity including the level range control

Range	Anticipated Value (dB)	Measured Value (dB)	Deviated Value (dB)	Acceptance Limits (dB)
Auto	94.0	94.0	0.0	±1.1

9. Tone burst response

Time Weighting	Tone burst duration, Tb (ms)	Cycle	Anticipated Value (dB)	Measured Value (dB)	Deviated Value (dB)	Acceptance Limits (dB)
Fast	0.25	1	108.0	107.9	-0.1	1.5 ; -5.0
	2	8	117.0	116.9	-0.1	1.0 ; -2.5
	200	800	134.0	134.0	0.0	±1.0
Slow	2	8	108.0	108.0	0.0	1.5 ; -5.0
	200	800	127.6	127.6	0.0	±1.0
SEL	0.25	1	99.0	98.8	-0.2	1.5 ; -5.0
	2	8	108.0	108.0	0.0	1.0 ; -2.5
	200	800	128.0	128.0	0.0	±1.0

10. Peak C sound level

Number of cycle in test signal	Anticipated Value (dB)	Measured Value, L _{peak} (dB)	Deviated Value (dB)	Acceptance Limits (dB)
Continuous	133.0	133.0	0.0	±3.0
One	136.4	136.4	0.0	±3.0

Number of cycle in test signal	Anticipated Value (dB)	Measured Value (dB)	Deviated Value (dB)	Acceptance Limits (dB)
Continuous	133.0	133.0	0.0	±2.0
Positive half cycle	135.4	135.1	-0.3	±2.0
Negative half cycle	135.4	135.1	-0.3	±2.0

QF-TS12-04-04-020664

T. Petch.

Continuation of Calibration Certificate

Cert. No. : ACL23348
Job No. : VC67AC0023
Pages : 8 of 8

11. Overload indication

Measured value (dB)		Deviated Value	Acceptance Limits
Positive one-half cycle	Negative one-half cycle	(dB)	(dB)
89.6	89.5	-0.1	±1.5

12. High level stability

Frequency Weighting	SLM Display at initial (dB)	SLM Display at final (dB)	Deviated Value (dB)	Acceptance Limits (dB)
A - weight	137.0	137.0	0.0	±0.3

The reported uncertainty is based on a standard uncertainty multiplied by coverage factor $k = 2$ or any value following calculation, providing a level of confidence of approximately 95 %

End of Calibration Certificate

QF-TS12-04-04-020664

451-451/1 Sirinthorn Road, Bangbunru, Bangplud, Bangkok, 10700 Thailand
Tel. +66 2433 8331 Email : calibration@sithiporn.comCert. No. : ACL24037
Pages : 1 of 8

Calibration Certificate

Equipment : SOUND LEVEL METER
Manufacturer : RION
Model : NL-42A / Microphone UC-52 / Preampifier NH-24
Serial No. : 00623396 / 198643 / 26424
ID No. : RYG_FS0621

Condition As Found : GOOD

Customer : ALS LABORATORY GROUP (THAILAND) CO., LTD.
104 PHATTHANAKAN 40, PHATTHANAKAN ROAD,
KHWAENG PHATTHANAKAN, KHET SUAN LUANG,
BANGKOK, 10250 THAILAND.

Location : -
Ambient Temperature : (23.0 ± 3) °C
Pressure : (101.3 ± 3) kPa
Relative Humidity : (50.0 ± 20) %
Received Date : 05 JANUARY 2024
Calibration Date : 12-15 JANUARY 2024
Date of Issue : 16 JANUARY 2024



Calibrated by : Nathakorn Pisutpaisan

Approved by : *T. Petchur*
(Thanakul Petchurai)

This certificate is issued in accordance with the requirements of ISO/IEC 17025 standard, may not be reproduced other than in full, except with the prior written approval of the head of Calibration Laboratory.

451-451/1 Sirinthorn Road, Bangbunru, Bangplud, Bangkok, 10700 Thailand
Tel. +66 2433 8331 Email : calibration@sithiporn.comCert. No. : ACL24037
Job No. : VC67AC0052
Pages : 2 of 8

Calibration Procedure : CP-AC-01

Calibration Method :

This equipment was calibrated by follow on IEC-61672-3 (2013) Standard for sound level meter (SLM).
The SLM had tests to Acoustical and Electrical signal tests of frequency weighting with Anechoic chamber and Reference Standard Instruments.
For tests results of each items were made by observation of each Instruments display and also with SLM's display.

Condition of this result of calibration :

1. Reference Standard Instruments :

Instrument	Model	Serial No.	Cert. No.	Due Date
Waveform Generator	33210A	MY48017076	EF-0009-23	07-FEB-24
Waveform Generator	33511B	MY52302742	EF-0010-23	07-FEB-24
Digital Multimeter	33461A	MY53220104	EEL_BP 30/0266	13-FEB-24
Digital Multimeter	33461A	MY53220076	EEL_BP 29/0266	13-FEB-24
Digital Multimeter	34461A	MY60024273	EEL_BP 31/0266	14-FEB-24
Programmable Attenuator	MAT-1070	62100114	EF-0011-23	08-FEB-24
Condenser Microphone	4180	2977900	AA-1001-23	14-FEB-24
Measuring Amplifier	NA-42KA1	34560495	AA-3002-23	14-FEB-24

2. This result of calibration was found accurate as shown on date and place of calibration for this calibrated item only.

3. This certificate is traceable to the international system of unit maintained at :

3.1 National Institute of Metrology (Thailand).

3.2 Thailand Institute of Scientific and Technological Research (TISTR).

451-451/1 Sirinthorn Road, Bangbunru, Bangplud, Bangkok, 10700 Thailand
Tel. +66 2433 8331 Email : calibration@sithiporn.comCert. No. : ACL24037
Job No. : VC67AC0052
Pages : 3 of 8

Summary of Measurement Result :

Parameter	Uncertainty (dB)	Maximum-permitted uncertainty of measurement (dB)
1. Absolute sensitivity	0.2	N/A
2. Self-generated noise	0.2	N/A
3. Acoustical signal tests of frequency weightings		
125 Hz	0.3	0.6
1000 Hz	0.3	0.6
8000 Hz	0.3	0.7
4. Electrical signal tests of frequency weightings		
For 10 Hz to 4 kHz	0.3	0.6
For > 4 kHz to 10 kHz	0.3	0.7
For > 10 kHz to 20 kHz	-	1.0
5. Frequency and time weightings at 1 kHz	0.2	0.2
6. Long - term stability	0.1	0.1
7. Level linearity on the reference level range	0.2	0.3
8. Level linearity including the level range control	0.2	0.3
9. Tone burst response	0.2	0.3
10. Peak C sound level	0.2	0.35
11. Overload indication	0.2	0.25
12. High level stability	0.1	0.1

SITHIPORN ASSOCIATES CO., LTD.
CALIBRATION LABORATORY

451-451/1 Sirinthorn Road, Bangbunmu, Bangplud, Bangkok, 10700 Thailand
Tel. +66 2433 8331 Email: calibration@sithiporn.com



Cert. No. : ACL24037
Job No. : VC67AC0052
Pages : 4 of 8

Result of calibration :

1. Absolute sensitivity

Reference Acoustic Signal (dB)	Measured Value (dB)	Deviation (dB)	Acceptance Limit (dB)
93.9 (93.98)	93.9	0.0	±0.3

2. Self-generated noise

2.1 Normal test

Measured Value (dB)
14.6

2.2 The microphone of the sound level meter was replaced by electrical signal input device.

Frequency Weighting	Measured value (dB)
A - weight	10.8
C - weight	18.7
Flat	23.6

3. Acoustical signal tests of frequency weightings

Meter free-field acoustic response at a level of 84 dB

Frequency (Hz)	Deviation from various frequency weighting response curve (dB)			
	Flat	C-weight	A-weight	Acceptance Limits
125	0.1	0.1	0.1	± 1.5
1000	0.0	0.0	0.0	± 1.0
8000	0.4	0.5	0.5	±5.0

T. Pithu

SITHIPORN ASSOCIATES CO., LTD.
CALIBRATION LABORATORY

451-451/1 Sirinthorn Road, Bangbunmu, Bangplud, Bangkok, 10700 Thailand
Tel. +66 2433 8331 Email: calibration@sithiporn.com



Cert. No. : ACL24037
Job No. : VC67AC0052
Pages : 5 of 8

4. Electrical signal tests of frequency weightings

Weighting network response with relative to 1 kHz.

Frequency (Hz)	Deviation from various frequency weighting response curve (dB)			
	Flat	C-weight	A-weight	Acceptance Limits
63	0.0	0.0	0.0	±2.0
125	0.0	0.0	0.0	±1.5
250	0.0	0.0	0.0	±1.5
500	0.0	0.0	0.0	±1.5
1000	0.0	0.0	0.0	±1.0
2000	0.0	0.1	0.0	±2.0
4000	0.0	0.0	0.0	±3.0
8000	0.0	0.1	0.1	±5.0

5. Frequency and time weightings at 1 kHz

5.1 Frequency weightings at 1 kHz

Frequency Weighting	Anticipated Value (dB)	Measured Value (dB)	Deviated Value (dB)	Acceptance Limits (dB)
A - weight	94.0	94.0	0.0	± 0.2
C - weight	94.0	94.0	0.0	± 0.2
Flat	94.0	94.0	0.0	± 0.2

5.2 Time weighting at 1 kHz

Frequency Weighting	Anticipated Value (dB)	Measured Value (dB)	Deviated Value (dB)	Acceptance Limits (dB)
Fast	94.0	94.0	0.0	± 0.1
Slow	94.0	94.0	0.0	± 0.1
Leq	94.0	94.0	0.0	± 0.1

6. Long - term stability

Frequency Weighting	SLM Display at initial (dB)	SLM Display at final (dB)	Deviated Value (dB)	Acceptance Limits (dB)
A - weight	94.0	94.0	0.0	± 0.3

T. Pithu

SITHIPORN ASSOCIATES CO., LTD.
CALIBRATION LABORATORY

451-451/1 Sirinthorn Road, Bangbunmu, Bangplud, Bangkok, 10700 Thailand
Tel. +66 2433 8331 Email: calibration@sithiporn.com



Cert. No. : ACL24037
Job No. : VC67AC0052
Pages : 6 of 8

7. Level linearity on the reference level range

Anticipated Value (dB)	Measured Value (dB)	Deviated Value (dB)	Acceptance Limits (dB)
137.0	137.0	0.0	± 1.1
136.0	136.0	0.0	± 1.1
135.0	135.0	0.0	± 1.1
134.0	134.0	0.0	± 1.1
133.0	133.0	0.0	± 1.1
132.0	132.0	0.0	± 1.1
131.0	131.0	0.0	± 1.1
129.0	129.0	0.0	± 1.1
124.0	124.0	0.0	± 1.1
119.0	119.0	0.0	± 1.1
114.0	114.0	0.0	± 1.1
109.0	109.0	0.0	± 1.1
104.0	104.0	0.0	± 1.1
99.0	99.0	0.0	± 1.1
94.0	94.0	0.0	± 1.1
89.0	89.0	0.0	± 1.1
84.0	84.0	0.0	± 1.1
79.0	79.0	0.0	± 1.1
74.0	74.0	0.0	± 1.1
69.0	69.0	0.0	± 1.1
64.0	64.0	0.0	± 1.1
59.0	59.0	0.0	± 1.1
54.0	54.0	0.0	± 1.1
49.0	49.0	0.0	± 1.1
44.0	44.0	0.0	± 1.1
39.0	38.9	-0.1	± 1.1
34.0	33.9	-0.1	± 1.1
30.0	29.9	-0.1	± 1.1
29.0	28.9	-0.1	± 1.1
28.0	27.9	-0.1	± 1.1
27.0	26.9	-0.1	± 1.1
26.0	25.9	-0.1	± 1.1
25.0	24.8	-0.2	± 1.1

T. Pithu

SITHIPORN ASSOCIATES CO., LTD.
CALIBRATION LABORATORY

451-451/1 Sirinthorn Road, Bangbunmu, Bangplud, Bangkok, 10700 Thailand
Tel. +66 2433 8331 Email: calibration@sithiporn.com



Cert. No. : ACL24037
Job No. : VC67AC0052
Pages : 7 of 8

8. Level linearity including the level range control

Range	Anticipated Value (dB)	Measured Value (dB)	Deviated Value (dB)	Acceptance Limits (dB)
Auto	94.0	94.0	0.0	±1.1

9. Tone burst response

Time Weighting	Tone burst duration, Tb (ms)	Cycle	Anticipated Value (dB)	Measured Value (dB)	Deviated Value (dB)	Acceptance Limits (dB)
Fast	0.25	1	108.0	107.9	-0.1	1.5 ; -5.0
	2	8	117.0	117.0	0.0	1.0 ; -2.5
	200	800	134.0	134.1	0.1	±1.0
Slow	2	8	108.0	108.0	0.0	1.5 ; -5.0
	200	800	127.6	127.6	0.0	±1.0
SEL	0.25	1	99.0	98.9	-0.1	1.5 ; -5.0
	2	8	108.0	108.0	0.0	1.0 ; -2.5
	200	800	128.0	128.0	0.0	±1.0

10. Peak C sound level

Number of cycle in test signal	Anticipated Value (dB)	Measured Value, Lcpeak (dB)	Deviated Value (dB)	Acceptance Limits (dB)
Continuous	133.0	133.0	0.0	±3.0
One	136.4	136.3	-0.1	±3.0

Number of cycle in test signal	Anticipated Value (dB)	Measured Value (dB)	Deviated Value (dB)	Acceptance Limits (dB)
Continuous	133.0	133.0	0.0	±2.0
Positive half cycle	135.4	135.2	-0.2	±2.0
Negative half cycle	135.4	135.2	-0.2	±2.0

T. Pithu

SITHIPORN ASSOCIATES CO., LTD.
CALIBRATION LABORATORY

451-451/1 Sirinthorn Road, Bangbunru, Bangplud, Bangkok, 10700 Thailand
Tel : +66 2433 8331 Email : calibration@sithiporn.com



Cert. No. : ACL24037
Job No. : VC67AC0052
Pages : 8 of 8

11. Overload indication

Measured value (dB)		Deviated	Acceptance
Positive	Negative	Value	Limits
one-half cycle	one-half cycle	(dB)	(dB)
89.5	89.6	0.1	±1.5

12. High level stability

Frequency	SLM Display at initial	SLM Display at final	Deviated Value	Acceptance Limits
Weighting	(dB)	(dB)	(dB)	(dB)
A - weight	137.0	137.0	0.0	±0.3

The reported uncertainty is based on a standard uncertainty multiplied by coverage factor $k = 2$
or any value following calculation, providing a level of confidence of approximately 95 %

End of Calibration Certificate

T. Petchur

SITHIPORN ASSOCIATES CO., LTD.
CALIBRATION LABORATORY

451-451/1 Sirinthorn Road, Bangbunru, Bangplud, Bangkok, 10700 Thailand
Tel : +66 2433 8331 Email : calibration@sithiporn.com



Cert. No. : ACL24013
Pages : 1 of 8

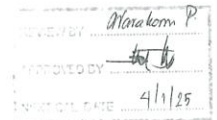
Calibration Certificate

Equipment : SOUND LEVEL METER
Manufacturer : RION
Model : NL-42A / Microphone UC-52 / Preamplifier NH-24
Serial No. : 00623391 / 198638 / 26419
ID No. : RYG_FS0616

Condition As Found : GOOD

Customer : ALS LABORATORY GROUP (THAILAND) CO., LTD.
104 PHATTANAKAN 40, PHATTANAKAN ROAD,
KHWAENG PHATTANAKAN, KHET SUAN LUANG,
BANGKOK, 10250 THAILAND.

Location : -
Ambient Temperature : (23.0 ± 3) °C
Pressure : (101.3 ± 3) kPa
Relative Humidity : (50.0 ± 20) %
Received Date : 19 DECEMBER 2023
Calibration Date : 05-08 JANUARY 2024
Date of Issue : 09 JANUARY 2024



Calibrated by : Nathakorn Pisutpaisan

Approved by : T. Petchur
(Thanakul Petchurai)

This certificate is issued in accordance with the requirements of ISO/IEC 17025 standard, may not be reproduced other than in full, except with the prior written approval of the head of Calibration Laboratory.

SITHIPORN ASSOCIATES CO., LTD.
CALIBRATION LABORATORY

451-451/1 Sirinthorn Road, Bangbunru, Bangplud, Bangkok, 10700 Thailand
Tel : +66 2433 8331 Email : calibration@sithiporn.com



Cert. No. : ACL24013
Job No. : VC67AC0044
Pages : 2 of 8

Calibration Procedure : CP-AC-01

Calibration Method :

This equipment was calibrated by follow on IEC-61672-3 (2013) Standard for sound level meter (SLM).
The SLM had tests to Acoustical and Electrical signal tests of frequency weighting with Anechoic chamber and Reference Standard Instruments.

For tests results of each items were made by observation of each Instruments display and also with SLM's display.

Condition of this result of calibration :

1. Reference Standard Instruments :

Instrument	Model	Serial No.	Cert. No.	Due Date
Waveform Generator	33210A	MY48017076	EF-0009-23	07-FEB-24
Waveform Generator	33511B	MY52302742	EF-0010-23	07-FEB-24
Digital Multimeter	33461A	MY53220104	EEL-BP 30/0266	13-FEB-24
Digital Multimeter	33461A	MY53220076	EEL-BP 29/0266	13-FEB-24
Digital Multimeter	34461A	MY60024273	EEL-BP 31/0266	14-FEB-24
Programmable Attenuator	MAT-1070	62100114	EF-0011-23	08-FEB-24
Condenser Microphone	4180	2977900	AA-1001-23	14-FEB-24
Measuring Amplifier	NA-42KAI	34560495	AA-3002-23	14-FEB-24

2. This result of calibration was found accurate as shown on date and place of calibration for this calibrated item only.

3. This certificate is traceable to the international system of unit maintained at :

3.1 National Institute of Metrology (Thailand).

3.2 Thailand Institute of Scientific and Technological Research (TISTR).

T. Petchur

SITHIPORN ASSOCIATES CO., LTD.
CALIBRATION LABORATORY

451-451/1 Sirinthorn Road, Bangbunru, Bangplud, Bangkok, 10700 Thailand
Tel : +66 2433 8331 Email : calibration@sithiporn.com



Cert. No. : ACL24013
Job No. : VC67AC0044
Pages : 3 of 8

Summary of Measurement Result :

Parameter	Uncertainty	Maximum-permitted
	(dB)	uncertainty of measurement (dB)
1. Absolute sensitivity	0.2	N/A
2. Self-generated noise	0.2	N/A
3. Acoustical signal tests of frequency weightings		
125 Hz	0.3	0.6
1000 Hz	0.3	0.6
8000 Hz	0.3	0.7
4. Electrical signal tests of frequency weightings		
For 10 Hz to 4 kHz	0.3	0.6
For > 4 kHz to 10 kHz	0.3	0.7
For > 10 kHz to 20 kHz	-	1.0
5. Frequency and time weightings at 1 kHz	0.2	0.2
6. Long - term stability	0.1	0.1
7. Level linearity on the reference level range	0.2	0.3
8. Level linearity including the level range control	0.2	0.3
9. Tone burst response	0.2	0.3
10. Peak C sound level	0.2	0.35
11. Overload indication	0.2	0.25
12. High level stability	0.1	0.1

T. Petchur

SITHIPORN ASSOCIATES CO., LTD.
CALIBRATION LABORATORY

451-451/1 Sirinthorn Road, Bangbunmu, Bangplud, Bangkok, 10700 Thailand
Tel. +66 2433 8331 Email : calibration@sithiporn.com



Cert. No. : ACL24013
Job No. : VC67AC0044
Pages : 4 of 8

Result of calibration :

1. Absolute sensitivity

Reference Acoustic Signal (dB)	Measured Value (dB)	Deviation (dB)	Acceptance Limit (dB)
93.9 (93.98)	93.9	0.0	±0.3

2. Self-generated noise

2.1 Normal test

Measured Value (dB)
15.1

2.2 The microphone of the sound level meter was replaced by electrical signal input device.

Frequency Weighting	Measured value (dB)
A - weight	13.8
C - weight	20.3
Flat	25.8

3. Acoustical signal tests of frequency weightings

Meter free-field acoustic response at a level of 84 dB

Frequency (Hz)	Deviation from various frequency weighting response curve (dB)			
	Flat	C-weight	A-weight	Acceptance Limits
125	0.2	0.2	0.2	± 1.5
1000	0.0	0.0	0.0	± 1.0
8000	1.5	1.6	1.6	±5.0

G. Ratan

SITHIPORN ASSOCIATES CO., LTD.
CALIBRATION LABORATORY

451-451/1 Sirinthorn Road, Bangbunmu, Bangplud, Bangkok, 10700 Thailand
Tel. +66 2433 8331 Email : calibration@sithiporn.com



Cert. No. : ACL24013
Job No. : VC67AC0044
Pages : 5 of 8

4. Electrical signal tests of frequency weightings

Weighting network response with relative to 1 kHz.

Frequency (Hz)	Deviation from various frequency weighting response curve (dB)			
	Flat	C-weight	A-weight	Acceptance Limits
63	-0.1	-0.1	0.0	±2.0
125	0.0	0.0	0.0	±1.5
250	0.0	0.0	-0.1	±1.5
500	0.0	0.0	-0.1	±1.5
1000	0.0	0.0	0.0	±1.0
2000	0.0	0.0	0.0	±2.0
4000	0.0	0.0	0.0	±3.0
8000	0.0	0.1	0.1	±5.0

5. Frequency and time weightings at 1 kHz

5.1 Frequency weightings at 1 kHz

Frequency Weighting	Anticipated Value (dB)	Measured Value (dB)	Deviated Value (dB)	Acceptance Limits (dB)
A - weight	94.0	94.0	0.0	± 0.2
C - weight	94.0	94.0	0.0	± 0.2
Flat	94.0	94.0	0.0	± 0.2

5.2 Time weighting at 1 kHz

Frequency Weighting	Anticipated Value (dB)	Measured Value (dB)	Deviated Value (dB)	Acceptance Limits (dB)
Fast	94.0	94.0	0.0	± 0.1
Slow	94.0	94.0	0.0	± 0.1
Leq	94.0	94.0	0.0	± 0.1

6. Long - term stability

Frequency Weighting	SLM Display at initial (dB)	SLM Display at final (dB)	Deviated Value (dB)	Acceptance Limits (dB)
A - weight	94.0	94.0	0.0	± 0.3

G. Ratan

SITHIPORN ASSOCIATES CO., LTD.
CALIBRATION LABORATORY

451-451/1 Sirinthorn Road, Bangbunmu, Bangplud, Bangkok, 10700 Thailand
Tel. +66 2433 8331 Email : calibration@sithiporn.com



Cert. No. : ACL24013
Job No. : VC67AC0044
Pages : 6 of 8

7. Level linearity on the reference level range

Anticipated Value (dB)	Measured Value (dB)	Deviated Value (dB)	Acceptance Limits (dB)
137.0	137.0	0.0	± 1.1
136.0	136.0	0.0	± 1.1
135.0	135.0	0.0	± 1.1
134.0	134.0	0.0	± 1.1
133.0	133.0	0.0	± 1.1
132.0	132.0	0.0	± 1.1
131.0	131.0	0.0	± 1.1
129.0	129.0	0.0	± 1.1
124.0	124.0	0.0	± 1.1
119.0	119.0	0.0	± 1.1
114.0	114.0	0.0	± 1.1
109.0	109.0	0.0	± 1.1
104.0	104.0	0.0	± 1.1
99.0	99.0	0.0	± 1.1
94.0	94.0	0.0	± 1.1
89.0	89.1	0.1	± 1.1
84.0	84.1	0.1	± 1.1
79.0	79.0	0.0	± 1.1
74.0	74.1	0.1	± 1.1
69.0	69.1	0.1	± 1.1
64.0	64.0	0.0	± 1.1
59.0	59.1	0.1	± 1.1
54.0	54.0	0.0	± 1.1
49.0	49.0	0.0	± 1.1
44.0	44.0	0.0	± 1.1
39.0	39.0	0.0	± 1.1
34.0	34.1	0.1	± 1.1
30.0	30.1	0.1	± 1.1
29.0	29.1	0.1	± 1.1
28.0	28.1	0.1	± 1.1
27.0	27.2	0.2	± 1.1
26.0	26.2	0.2	± 1.1
25.0	25.3	0.3	± 1.1

G. Ratan

SITHIPORN ASSOCIATES CO., LTD.
CALIBRATION LABORATORY

451-451/1 Sirinthorn Road, Bangbunmu, Bangplud, Bangkok, 10700 Thailand
Tel. +66 2433 8331 Email : calibration@sithiporn.com



Cert. No. : ACL24013
Job No. : VC67AC0044
Pages : 7 of 8

8. Level linearity including the level range control

Range	Anticipated Value (dB)	Measured Value (dB)	Deviated Value (dB)	Acceptance Limits (dB)
Auto	94.0	94.0	0.0	±1.1

9. Tone burst response

Time Weighting	Tone burst duration, Tb (ms)	Cycle	Anticipated Value (dB)	Measured Value (dB)	Deviated Value (dB)	Acceptance Limits (dB)
Fast	0.25	1	108.0	107.9	-0.1	1.5 ; -5.0
	2	8	117.0	117.0	0.0	1.0 ; -2.5
	200	800	134.0	134.0	0.0	±1.0
Slow	2	8	108.0	108.0	0.0	1.5 ; -5.0
	200	800	127.6	127.6	0.0	±1.0
SEL	0.25	1	99.0	98.9	-0.1	1.5 ; -5.0
	2	8	108.0	108.0	0.0	1.0 ; -2.5
	200	800	128.0	128.0	0.0	±1.0

10. Peak C sound level

Number of cycle in test signal	Anticipated Value (dB)	Measured Value, Lpeak (dB)	Deviated Value (dB)	Acceptance Limits (dB)
Continuous	133.0	133.0	0.0	±3.0
One	136.4	135.8	-0.6	±3.0

Number of cycle in test signal	Anticipated Value (dB)	Measured Value (dB)	Deviated Value (dB)	Acceptance Limits (dB)
Continuous	133.0	133.1	0.1	±2.0
Positive half cycle	135.4	135.2	-0.2	±2.0
Negative half cycle	135.4	135.3	-0.1	±2.0

G. Ratan

SITHIPORN ASSOCIATES CO., LTD.
CALIBRATION LABORATORY

451-451/1 Sirinthorn Road, Bangbunru, Bangplud, Bangkok, 10700 Thailand
Tel. +66 2433 8331 Email : calibration@sithiporn.com



Cert. No. : ACL24013
Job No. : VC67AC0044
Pages : 8 of 8

11. Overload indication

Measured value (dB)		Deviated Value (dB)	Acceptance Limits (dB)
Positive one-half cycle	Negative one-half cycle		
89.5	89.8	0.3	±1.5

12. High level stability

Frequency Weighting	SLM Display at initial (dB)	SLM Display at final (dB)	Deviated Value (dB)	Acceptance Limits (dB)
A - weight	137.0	137.0	0.0	±0.3

The reported uncertainty is based on a standard uncertainty multiplied by coverage factor $k = 2$ or any value following calculation, providing a level of confidence of approximately 95 %

End of Calibration Certificate

T. Petchur

SITHIPORN ASSOCIATES CO., LTD.
CALIBRATION LABORATORY

451-451/1 Sirinthorn Road, Bangbunru, Bangplud, Bangkok, 10700 Thailand
Tel. +66 2433 8331 Email : calibration@sithiporn.com



Cert. No. : ACL24012
Pages : 1 of 8

Calibration Certificate

Equipment : SOUND LEVEL METER
Manufacturer : RION
Model : NL-42A / Microphone UC-52 / Preamplifier NH-24
Serial No. : 00623390 / 198637 / 26418
ID No. : RYG_FS0615

Condition As Found : GOOD

Customer : ALS LABORATORY GROUP (THAILAND) CO., LTD.
104 PHATTHANAKAN 40, PHATTHANAKAN ROAD,
KHAENG PHATTHANAKAN, KHET SUAN LUANG,
BANGKOK, 10250 THAILAND.

Location : -
Ambient Temperature : (23.0 ± 3) °C
Pressure : (101.3 ± 3) kPa
Relative Humidity : (50.0 ± 20) %

Received Date : 19 DECEMBER 2023
Calibration Date : 05-08 JANUARY 2024
Date of Issue : 09 JANUARY 2024



Calibrated by : Nathakorn Pisutpaisan

Approved by : *T. Petchur*
(Thanakul Petchurai)

This certificate is issued in accordance with the requirements of ISO/IEC 17025 standard, may not be reproduced other than in full, except with the prior written approval of the head of Calibration Laboratory.

SITHIPORN ASSOCIATES CO., LTD.
CALIBRATION LABORATORY

451-451/1 Sirinthorn Road, Bangbunru, Bangplud, Bangkok, 10700 Thailand
Tel. +66 2433 8331 Email : calibration@sithiporn.com



Cert. No. : ACL24012
Job No. : VC67AC0044
Pages : 2 of 8

Calibration Procedure : CP-AC-01

Calibration Method :

This equipment was calibrated by follow on IEC-61672-3 (2013) Standard for sound level meter (SLM).
The SLM had tests to Acoustical and Electrical signal tests of frequency weighting with Anechoic chamber and Reference Standard Instruments.
For tests results of each items were made by observation of each Instruments display and also with SLM's display.

Condition of this result of calibration :

1. Reference Standard Instruments :

Instrument	Model	Serial No.	Cert. No.	Due Date
Waveform Generator	33210A	MY48017076	EF-0009-23	07-FEB-24
Waveform Generator	33511B	MY52302742	EF-0010-23	07-FEB-24
Digital Multimeter	33461A	MY53220104	EEL-BP 30/0266	13-FEB-24
Digital Multimeter	33461A	MY53220076	EEL-BP 29/0266	13-FEB-24
Digital Multimeter	34461A	MY60024273	EEL-BP 31/0266	14-FEB-24
Programmable Attenuator	MAT-1070	62100114	EF-0011-23	08-FEB-24
Condenser Microphone	4180	2977900	AA-1001-23	14-FEB-24
Measuring Amplifier	NA-42KA1	34560495	AA-3002-23	14-FEB-24

2. This result of calibration was found accurate as shown on date and place of calibration for this calibrated item only.

3. This certificate is traceable to the international system of unit maintained at :

- 3.1 National Institute of Metrology (Thailand).
- 3.2 Thailand Institute of Scientific and Technological Research (TISTR).

T. Petchur

SITHIPORN ASSOCIATES CO., LTD.
CALIBRATION LABORATORY

451-451/1 Sirinthorn Road, Bangbunru, Bangplud, Bangkok, 10700 Thailand
Tel. +66 2433 8331 Email : calibration@sithiporn.com



Cert. No. : ACL24012
Job No. : VC67AC0044
Pages : 3 of 8

Summary of Measurement Result :

Parameter	Uncertainty	Maximum-permitted
	(dB)	uncertainty of measurement (dB)
1. Absolute sensitivity	0.2	N/A
2. Self-generated noise	0.2	N/A
3. Acoustical signal tests of frequency weightings		
125 Hz	0.3	0.6
1000 Hz	0.3	0.6
8000 Hz	0.3	0.7
4. Electrical signal tests of frequency weightings		
For 10 Hz to 4 kHz	0.3	0.6
For > 4 kHz to 10 kHz	0.3	0.7
For > 10 kHz to 20 kHz	-	1.0
5. Frequency and time weightings at 1 kHz	0.2	0.2
6. Long - term stability	0.1	0.1
7. Level linearity on the reference level range	0.2	0.3
8. Level linearity including the level range control	0.2	0.3
9. Tone burst response	0.2	0.3
10. Peak C sound level	0.2	0.35
11. Overload indication	0.2	0.25
12. High level stability	0.1	0.1

T. Petchur

SITHIPORN ASSOCIATES CO., LTD.
CALIBRATION LABORATORY

451-451/1 Sirinthorn Road, Bangbunmu, Bangkok, 10700 Thailand
Tel. +66 2433 8331 Email : calibration@sithiporn.com

SITHIPORN
associates



Cert. No. : ACL24012
Job No. : VC67AC0044
Pages : 4 of 8

Result of calibration :

1. Absolute sensitivity

Reference Acoustic Signal (dB)	Measured Value (dB)	Deviation (dB)	Acceptance Limit (dB)
93.9 (93.98)	93.9	0.0	±0.3

2. Self-generated noise

2.1 Normal test

Measured Value (dB)
14.6

2.2 The microphone of the sound level meter was replaced by electrical signal input device.

Frequency Weighting	Measured value (dB)
A - weight	12.6
C - weight	19.2
Flat	24.8

3. Acoustical signal tests of frequency weightings

Meter free-field acoustic response at a level of 84 dB

Frequency (Hz)	Deviation from various frequency weighting response curve (dB)			
	Flat	C-weight	A-weight	Acceptance Limits
125	0.3	0.3	0.3	± 1.5
1000	0.0	0.0	0.0	± 1.0
8000	1.0	1.1	1.1	±5.0

T. Retin

SITHIPORN ASSOCIATES CO., LTD.
CALIBRATION LABORATORY

451-451/1 Sirinthorn Road, Bangbunmu, Bangkok, 10700 Thailand
Tel. +66 2433 8331 Email : calibration@sithiporn.com

SITHIPORN
associates



Cert. No. : ACL24012
Job No. : VC67AC0044
Pages : 5 of 8

4. Electrical signal tests of frequency weightings

Weighting network response with relative to 1 kHz.

Frequency (Hz)	Deviation from various frequency weighting response curve (dB)			
	Flat	C-weight	A-weight	Acceptance Limits
63	0.0	0.0	0.0	±2.0
125	0.0	0.0	0.0	±1.5
250	0.0	0.0	0.0	±1.5
500	0.0	0.1	0.0	±1.5
1000	0.0	0.0	0.0	±1.0
2000	0.0	0.1	0.0	±2.0
4000	0.0	0.0	0.0	±3.0
8000	0.0	0.1	0.1	±5.0

5. Frequency and time weightings at 1 kHz

5.1 Frequency weightings at 1 kHz

Frequency Weighting	Anticipated Value (dB)	Measured Value (dB)	Deviated Value (dB)	Acceptance Limits (dB)
A - weight	94.0	94.0	0.0	± 0.2
C - weight	94.0	94.0	0.0	± 0.2
Flat	94.0	94.0	0.0	± 0.2

5.2 Time weighting at 1 kHz

Frequency Weighting	Anticipated Value (dB)	Measured Value (dB)	Deviated Value (dB)	Acceptance Limits (dB)
Fast	94.0	94.0	0.0	± 0.1
Slow	94.0	94.0	0.0	± 0.1
Leq	94.0	94.0	0.0	± 0.1

6. Long - term stability

Frequency Weighting	SLM Display at initial (dB)	SLM Display at final (dB)	Deviated Value (dB)	Acceptance Limits (dB)
A - weight	94.0	94.0	0.0	± 0.3

T. Retin

SITHIPORN ASSOCIATES CO., LTD.
CALIBRATION LABORATORY

451-451/1 Sirinthorn Road, Bangbunmu, Bangkok, 10700 Thailand
Tel. +66 2433 8331 Email : calibration@sithiporn.com

SITHIPORN
associates



Cert. No. : ACL24012
Job No. : VC67AC0044
Pages : 6 of 8

7. Level linearity on the reference level range

Anticipated Value (dB)	Measured Value (dB)	Deviated Value (dB)	Acceptance Limits (dB)
137.0	137.0	0.0	± 1.1
136.0	136.0	0.0	± 1.1
135.0	135.0	0.0	± 1.1
134.0	134.0	0.0	± 1.1
133.0	133.0	0.0	± 1.1
132.0	132.0	0.0	± 1.1
131.0	131.0	0.0	± 1.1
129.0	129.0	0.0	± 1.1
124.0	124.0	0.0	± 1.1
119.0	119.0	0.0	± 1.1
114.0	114.0	0.0	± 1.1
109.0	109.0	0.0	± 1.1
104.0	104.0	0.0	± 1.1
99.0	99.0	0.0	± 1.1
94.0	94.0	0.0	± 1.1
89.0	89.0	0.0	± 1.1
84.0	84.0	0.0	± 1.1
79.0	79.0	0.0	± 1.1
74.0	74.0	0.0	± 1.1
69.0	69.0	0.0	± 1.1
64.0	64.0	0.0	± 1.1
59.0	59.0	0.0	± 1.1
54.0	54.0	0.0	± 1.1
49.0	49.0	0.0	± 1.1
44.0	44.0	0.0	± 1.1
39.0	38.9	-0.1	± 1.1
34.0	34.0	0.0	± 1.1
30.0	29.9	-0.1	± 1.1
29.0	28.9	-0.1	± 1.1
28.0	27.9	-0.1	± 1.1
27.0	26.8	-0.2	± 1.1
26.0	25.9	-0.1	± 1.1
25.0	24.9	-0.1	± 1.1

T. Retin

SITHIPORN ASSOCIATES CO., LTD.
CALIBRATION LABORATORY

451-451/1 Sirinthorn Road, Bangbunmu, Bangkok, 10700 Thailand
Tel. +66 2433 8331 Email : calibration@sithiporn.com

SITHIPORN
associates



Cert. No. : ACL24012
Job No. : VC67AC0044
Pages : 7 of 8

8. Level linearity including the level range control

Range	Anticipated Value (dB)	Measured Value (dB)	Deviated Value (dB)	Acceptance Limits (dB)
Auto	94.0	94.0	0.0	±1.1

9. Tone burst response

Time Weighting	Tone burst duration, Tb (ms)	Cycle	Anticipated Value (dB)	Measured Value (dB)	Deviated Value (dB)	Acceptance Limits (dB)
Fast	0.25	1	108.0	107.9	-0.1	1.5 ; -5.0
	2	8	117.0	117.0	0.0	1.0 ; -2.5
	200	800	134.0	134.1	0.1	±1.0
Slow	2	8	108.0	108.0	0.0	1.5 ; -5.0
	200	800	127.6	127.6	0.0	±1.0
SEL	0.25	1	99.0	98.9	-0.1	1.5 ; -5.0
	2	8	108.0	108.0	0.0	1.0 ; -2.5
	200	800	128.0	128.0	0.0	±1.0

10. Peak C sound level

Number of cycle in test signal	Anticipated Value (dB)	Measured Value, L _{peak} (dB)	Deviated Value (dB)	Acceptance Limits (dB)
Continuous	133.0	133.0	0.0	±3.0
One	136.4	136.3	-0.1	±3.0

Number of cycle in test signal	Anticipated Value (dB)	Measured Value (dB)	Deviated Value (dB)	Acceptance Limits (dB)
Continuous	133.0	133.0	0.0	±2.0
Positive half cycle	135.4	135.2	-0.2	±2.0
Negative half cycle	135.4	135.2	-0.2	±2.0

T. Retin

SITHIPORN ASSOCIATES CO., LTD.
CALIBRATION LABORATORY

451-451/ Sirinthorn Road, Bangbunru, Bangplud, Bangkok, 10700 Thailand
Tel. +66 2433 8331 Email : calibration@sithiporn.com



Cert. No. : ACL24012
Job No. : VC67AC0044
Pages : 8 of 8

11. Overload indication

Measured value (dB)		Deviated Value (dB)	Acceptance Limits (dB)
Positive one-half cycle	Negative one-half cycle		
89.7	89.5	-0.2	±1.5

12. High level stability

Frequency Weighting	SLM Display at initial (dB)	SLM Display at final (dB)	Deviated Value (dB)	Acceptance Limits (dB)
A - weight	137.0	137.0	0.0	±0.3

The reported uncertainty is based on a standard uncertainty multiplied by coverage factor $k = 2$
or any value following calculation, providing a level of confidence of approximately 95 %

End of Calibration Certificate

T. Petchur

SITHIPORN ASSOCIATES CO., LTD.
CALIBRATION LABORATORY

451-451/ Sirinthorn Road, Bangbunru, Bangplud, Bangkok, 10700 Thailand
Tel. +66 2433 8331 Email : calibration@sithiporn.com



Cert. No. : ACL24034
Pages : 1 of 8

Calibration Certificate


Equipment : SOUND LEVEL METER
Manufacturer : RION
Model : NL-42A / Microphone UC-52 / Preamplifier NH-24
Serial No.: 00623393 / 198640 / 26421
ID No.: RYG_FS0618

Condition As Found : GOOD

Customer : ALS LABORATORY GROUP (THAILAND) CO., LTD.
104 PHATTHANAKAN 40, PHATTHANAKAN ROAD,
KHWAENG PHATTHANAKAN, KHET SUAN LUANG,
BANGKOK, 10250 THAILAND.

Location : -
Ambient Temperature : (23.0 ± 3) °C
Pressure : (101.3 ± 3) kPa
Relative Humidity : (50.0 ± 20) %

Received Date : 05 JANUARY 2024
Calibration Date : 12-15 JANUARY 2024
Date of Issue : 16 JANUARY 2024



Calibrated by : Nathakorn Pisutpaisan

Approved by : *T. Petchur*
(Thanakul Petchurai)

This certificate is issued in accordance with the requirements of ISO/IEC 17025 standard, may not be reproduced
other than in full, except with the prior written approval of the head of Calibration Laboratory.

SITHIPORN ASSOCIATES CO., LTD.
CALIBRATION LABORATORY

451-451/ Sirinthorn Road, Bangbunru, Bangplud, Bangkok, 10700 Thailand
Tel. +66 2433 8331 Email : calibration@sithiporn.com



Cert. No. : ACL24034
Job No. : VC67AC0052
Pages : 2 of 8

Calibration Procedure : CP-AC-01

Calibration Method :

This equipment was calibrated by follow on IEC-61672-3 (2013) Standard for sound level meter (SLM).
The SLM had tests to Acoustical and Electrical signal tests of frequency weighting with Anechoic chamber and Reference
Standard Instruments.
For tests results of each items were made by observation of each Instruments display and also with SLM's display.

Condition of this result of calibration :

1. Reference Standard Instruments .

Instrument	Model	Serial No.	Cert. No.	Due Date
Waveform Generator	33210A	MY48017076	EF-0009-23	07-FEB-24
Waveform Generator	33511B	MY52302742	EF-0010-23	07-FEB-24
Digital Multimeter	33461A	MY53220104	EEL-BP 30/0266	13-FEB-24
Digital Multimeter	33461A	MY53220076	EEL-BP 29/0266	13-FEB-24
Digital Multimeter	34461A	MY60024273	EEL-BP 31/0266	14-FEB-24
Programmable Attenuator	MAT-1070	62100114	EF-0011-23	08-FEB-24
Condenser Microphone	4180	2977900	AA-1001-23	14-FEB-24
Measuring Amplifier	NA-42KAI	34560495	AA-3002-23	14-FEB-24

2. This result of calibration was found accurate as shown on date and place of calibration for this calibrated item only.

3. This certificate is traceable to the international system of unit maintained at :

3.1 National Institute of Metrology (Thailand).

3.2 Thailand Institute of Scientific and Technological Research (TISTR).

T. Petchur

SITHIPORN ASSOCIATES CO., LTD.
CALIBRATION LABORATORY

451-451/ Sirinthorn Road, Bangbunru, Bangplud, Bangkok, 10700 Thailand
Tel. +66 2433 8331 Email : calibration@sithiporn.com



Cert. No. : ACL24034
Job No. : VC67AC0052
Pages : 3 of 8

Summary of Measurement Result :

Parameter	Uncertainty (dB)	Maximum-permitted uncertainty of measurement (dB)
1. Absolute sensitivity	0.2	N/A
2. Self-generated noise	0.2	N/A
3. Acoustical signal tests of frequency weightings		
125 Hz	0.3	0.6
1000 Hz	0.3	0.6
8000 Hz	0.3	0.7
4. Electrical signal tests of frequency weightings		
For 10 Hz to 4 kHz	0.3	0.6
For > 4 kHz to 10 kHz	0.3	0.7
For > 10 kHz to 20 kHz	-	1.0
5. Frequency and time weightings at 1 kHz	0.2	0.2
6. Long - term stability	0.1	0.1
7. Level linearity on the reference level range	0.2	0.3
8. Level linearity including the level range control	0.2	0.3
9. Tone burst response	0.2	0.3
10. Peak C sound level	0.2	0.35
11. Overload indication	0.2	0.25
12. High level stability	0.1	0.1

T. Petchur

SITHIPORN ASSOCIATES CO., LTD.
CALIBRATION LABORATORY

451-451/ Sirinthorn Road, Bangbunmu, Bangkok, 10700 Thailand
Tel. +66 2433 8331 Email: calibration@sithiphorn.com

SITHIPORN
associates



Cert. No. : ACL24034
Job No. : VC67AC0052
Pages : 4 of 8

Result of calibration :

1. Absolute sensitivity

Reference Acoustic Signal (dB)	Measured Value (dB)	Deviation (dB)	Acceptance Limit (dB)
93.9 (93.98)	93.9	0.0	±0.3

2. Self-generated noise

2.1 Normal test

Measured Value (dB)
14.6

2.2 The microphone of the sound level meter was replaced by electrical signal input device.

Frequency Weighting	Measured value (dB)
A - weight	10.8
C - weight	17.4
Flat	23.3

3. Acoustical signal tests of frequency weightings

Meter free-field acoustic response at a level of 84 dB

Frequency (Hz)	Deviation from various frequency weighting response curve (dB)			
	Flat	C-weight	A-weight	Acceptance Limits
125	0.3	0.3	0.3	± 1.5
1000	0.1	0.1	0.1	± 1.0
8000	-0.3	-0.2	-0.2	±0.5

7. Pith.

SITHIPORN ASSOCIATES CO., LTD.
CALIBRATION LABORATORY

451-451/ Sirinthorn Road, Bangbunmu, Bangkok, 10700 Thailand
Tel. +66 2433 8331 Email: calibration@sithiphorn.com

SITHIPORN
associates



Cert. No. : ACL24034
Job No. : VC67AC0052
Pages : 5 of 8

4. Electrical signal tests of frequency weightings

Weighting network response with relative to 1 kHz.

Frequency (Hz)	Deviation from various frequency weighting response curve (dB)			
	Flat	C-weight	A-weight	Acceptance Limits
63	0.0	0.0	0.0	±2.0
125	0.0	0.0	0.0	±1.5
250	0.0	0.0	0.0	±1.5
500	0.0	0.1	0.0	±1.5
1000	0.0	0.0	0.0	±1.0
2000	0.0	0.0	0.0	±2.0
4000	0.0	0.0	0.0	±3.0
8000	0.0	0.1	0.1	±5.0

5. Frequency and time weightings at 1 kHz

5.1 Frequency weightings at 1 kHz

Frequency Weighting	Anticipated Value (dB)	Measured Value (dB)	Deviated Value (dB)	Acceptance Limits (dB)
A - weight	94.0	94.0	0.0	± 0.2
C - weight	94.0	94.0	0.0	± 0.2
Flat	94.0	94.0	0.0	± 0.2

5.2 Time weighting at 1 kHz

Frequency Weighting	Anticipated Value (dB)	Measured Value (dB)	Deviated Value (dB)	Acceptance Limits (dB)
Fast	94.0	94.0	0.0	± 0.1
Slow	94.0	94.0	0.0	± 0.1
Leq	94.0	94.0	0.0	± 0.1

6. Long - term stability

Frequency Weighting	SLM Display at initial (dB)	SLM Display at final (dB)	Deviated Value (dB)	Acceptance Limits (dB)
A - weight	94.0	94.0	0.0	± 0.3

7. Pith.

SITHIPORN ASSOCIATES CO., LTD.
CALIBRATION LABORATORY

451-451/ Sirinthorn Road, Bangbunmu, Bangkok, 10700 Thailand
Tel. +66 2433 8331 Email: calibration@sithiphorn.com

SITHIPORN
associates



Cert. No. : ACL24034
Job No. : VC67AC0052
Pages : 6 of 8

7. Level linearity on the reference level range

Anticipated Value (dB)	Measured Value (dB)	Deviated Value (dB)	Acceptance Limits (dB)
137.0	137.0	0.0	± 1.1
136.0	136.0	0.0	± 1.1
135.0	135.0	0.0	± 1.1
134.0	134.0	0.0	± 1.1
133.0	133.0	0.0	± 1.1
132.0	132.0	0.0	± 1.1
131.0	131.0	0.0	± 1.1
129.0	129.0	0.0	± 1.1
124.0	124.0	0.0	± 1.1
119.0	119.0	0.0	± 1.1
114.0	114.0	0.0	± 1.1
109.0	109.0	0.0	± 1.1
104.0	104.0	0.0	± 1.1
99.0	99.0	0.0	± 1.1
94.0	94.0	0.0	± 1.1
89.0	89.0	0.0	± 1.1
84.0	84.0	0.0	± 1.1
79.0	79.0	0.0	± 1.1
74.0	74.0	0.0	± 1.1
69.0	69.0	0.0	± 1.1
64.0	64.0	0.0	± 1.1
59.0	59.0	0.0	± 1.1
54.0	53.9	-0.1	± 1.1
49.0	49.0	0.0	± 1.1
44.0	44.0	0.0	± 1.1
39.0	39.0	0.0	± 1.1
34.0	34.0	0.0	± 1.1
30.0	29.9	-0.1	± 1.1
29.0	28.9	-0.1	± 1.1
28.0	28.0	0.0	± 1.1
27.0	27.0	0.0	± 1.1
26.0	26.1	0.1	± 1.1
25.0	24.9	-0.1	± 1.1

7. Pith.

SITHIPORN ASSOCIATES CO., LTD.
CALIBRATION LABORATORY

451-451/ Sirinthorn Road, Bangbunmu, Bangkok, 10700 Thailand
Tel. +66 2433 8331 Email: calibration@sithiphorn.com

SITHIPORN
associates



Cert. No. : ACL24034
Job No. : VC67AC0052
Pages : 7 of 8

8. Level linearity including the level range control

Range	Anticipated Value (dB)	Measured Value (dB)	Deviated Value (dB)	Acceptance Limits (dB)
Auto	94.0	94.0	0.0	±1.1

9. Tone burst response

Time Weighting	Tone burst duration, Tb (ms)	Cycle	Anticipated Value (dB)	Measured Value (dB)	Deviated Value (dB)	Acceptance Limits (dB)
Fast	0.25	1	108.0	107.9	-0.1	1.5 ; -5.0
	2	8	117.0	117.0	0.0	1.0 ; -2.5
	200	800	134.0	134.1	0.1	±1.0
Slow	2	8	108.0	108.0	0.0	1.5 ; -5.0
	200	800	127.6	127.6	0.0	±1.0
	0.25	1	99.0	98.9	-0.1	1.5 ; -5.0
SEL	2	8	108.0	108.0	0.0	1.0 ; -2.5
	200	800	128.0	128.1	0.1	±1.0

10. Peak C sound level

Number of cycle in test signal	Anticipated Value (dB)	Measured Value, Lcpeak (dB)	Deviated Value (dB)	Acceptance Limits (dB)
Continuous	133.0	133.0	0.0	±3.0
One	136.4	135.5	-0.9	±3.0

Number of cycle in test signal	Anticipated Value (dB)	Measured Value (dB)	Deviated Value (dB)	Acceptance Limits (dB)
Continuous	133.0	133.0	0.0	±2.0
Positive half cycle	135.4	135.2	-0.2	±2.0
Negative half cycle	135.4	135.2	-0.2	±2.0

7. Pith.

SITHIPORN ASSOCIATES CO., LTD.
CALIBRATION LABORATORY

451-451/1 Sirinthorn Road, Bangbunru, Bangplud, Bangkok, 10700 Thailand
Tel. +66 2433 8331 Email: calibration@sithiporn.com



Cert. No. : ACL24034
Job No. : VC67AC0052
Pages : 8 of 8

11. Overload indication

Measured value (dB)		Deviated Value (dB)	Acceptance Limits (dB)
Positive one-half cycle	Negative one-half cycle		
89.7	89.6	-0.1	±1.5

12. High level stability

Frequency Weighting	SLM Display at initial (dB)	SLM Display at final (dB)	Deviated Value (dB)	Acceptance Limits (dB)
A - weight	137.0	137.0	0.0	±0.3

The reported uncertainty is based on a standard uncertainty multiplied by coverage factor $k = 2$
or any value following calculation, providing a level of confidence of approximately 95 %

End of Calibration Certificate

T. Petchur

SITHIPORN ASSOCIATES CO., LTD.
CALIBRATION LABORATORY

451-451/1 Sirinthorn Road, Bangbunru, Bangplud, Bangkok, 10700 Thailand
Tel. +66 2433 8331 Email: calibration@sithiporn.com



Cert. No. : ACL24035
Pages : 1 of 8


Calibration Certificate

Equipment : SOUND LEVEL METER
Manufacturer : RION
Model : NL-42A / Microphone UC-52 / Preamplifier NH-24
Serial No. : 00623394 / 198641 / 26422
ID No. : RYG_FS0619

Condition As Found : GOOD

Customer : ALS LABORATORY GROUP (THAILAND) CO., LTD.
104 PHATTHANAKAN 40, PHATTHANAKAN ROAD,
KHWAENG PHATTHANAKAN, KHET SUAN LUANG,
BANGKOK, 10250 THAILAND.

Location : -
Ambient Temperature : (23.0 ± 3) °C
Pressure : (101.3 ± 3) kPa
Relative Humidity : (50.0 ± 20) %
Received Date : 05 JANUARY 2024
Calibration Date : 12-15 JANUARY 2024
Date of Issue : 16 JANUARY 2024



Calibrated by : Nathakorn Pisutpaisan

Approved by : T. Petchur
(Thanakul Petchurai)

This certificate is issued in accordance with the requirements of ISO/IEC 17025 standard, may not be reproduced
other than in full, except with the prior written approval of the head of Calibration Laboratory.

SITHIPORN ASSOCIATES CO., LTD.
CALIBRATION LABORATORY

451-451/1 Sirinthorn Road, Bangbunru, Bangplud, Bangkok, 10700 Thailand
Tel. +66 2433 8331 Email: calibration@sithiporn.com



Cert. No. : ACL24035
Job No. : VC67AC0052
Pages : 2 of 8

Calibration Procedure : CP-AC-01

Calibration Method :

This equipment was calibrated by follow on IEC-61672-3 (2013) Standard for sound level meter (SLM).
The SLM had tests to Acoustical and Electrical signal tests of frequency weighting with Anechoic chamber and Reference
Standard Instruments.

For tests results of each items were made by observation of each Instruments display and also with SLM's display.

Condition of this result of calibration :

1. Reference Standard Instruments :

Instrument	Model	Serial No.	Cert. No.	Due Date
Waveform Generator	33210A	MY48017076	EF-0009-23	07-FEB-24
Waveform Generator	33511B	MY52302742	EF-0010-23	07-FEB-24
Digital Multimeter	33461A	MY53220104	EEL_BP 30/0266	13-FEB-24
Digital Multimeter	33461A	MY53220076	EEL_BP 29/0266	13-FEB-24
Digital Multimeter	34461A	MY60024273	EEL_BP 31/0266	14-FEB-24
Programmable Attenuator	MAT-1070	62100114	EF-0011-23	08-FEB-24
Condenser Microphone	4180	2977900	AA-1001-23	14-FEB-24
Measuring Amplifier	NA-42KAI	34560495	AA-3002-23	14-FEB-24

2. This result of calibration was found accurate as shown on date and place of calibration for this calibrated item only.

3. This certificate is traceable to the international system of unit maintained at :

3.1 National Institute of Metrology (Thailand).

3.2 Thailand Institute of Scientific and Technological Research (TISTR).

T. Petchur

SITHIPORN ASSOCIATES CO., LTD.
CALIBRATION LABORATORY

451-451/1 Sirinthorn Road, Bangbunru, Bangplud, Bangkok, 10700 Thailand
Tel. +66 2433 8331 Email: calibration@sithiporn.com



Cert. No. : ACL24035
Job No. : VC67AC0052
Pages : 3 of 8

Summary of Measurement Result :

Parameter	Uncertainty (dB)	Maximum-permitted uncertainty of measurement (dB)
1. Absolute sensitivity	0.2	N/A
2. Self-generated noise	0.2	N/A
3. Acoustical signal tests of frequency weightings		
125 Hz	0.3	0.6
1000 Hz	0.3	0.6
8000 Hz	0.3	0.7
4. Electrical signal tests of frequency weightings		
For 10 Hz to 4 kHz	0.3	0.6
For > 4 kHz to 10 kHz	0.3	0.7
For > 10 kHz to 20 kHz	-	1.0
5. Frequency and time weightings at 1 kHz	0.2	0.2
6. Long - term stability	0.1	0.1
7. Level linearity on the reference level range	0.2	0.3
8. Level linearity including the level range control	0.2	0.3
9. Tone burst response	0.2	0.3
10. Peak C sound level	0.2	0.35
11. Overload indication	0.2	0.25
12. High level stability	0.1	0.1

T. Petchur

SITHIPORN ASSOCIATES CO., LTD.
CALIBRATION LABORATORY

451-451/1 Sirinthorn Road, Bangbunmu, Bangplud, Bangkok, 10700 Thailand
Tel: +66 2433 8331 Email: calibration@sithiporn.com



Cert. No. : ACL24035
Job No. : VC67AC0052
Pages : 4 of 8

Result of calibration :

1. Absolute sensitivity

Reference Acoustic Signal (dB)	Measured Value (dB)	Deviation (dB)	Acceptance Limit (dB)
93.9 (93.98)	93.9	0.0	±0.3

2. Self-generated noise

2.1 Normal test

Measured Value (dB)
14.6

2.2 The microphone of the sound level meter was replaced by electrical signal input device.

Frequency Weighting	Measured value (dB)
A - weight	10.8
C - weight	17.1
Flat	22.9

3. Acoustical signal tests of frequency weightings

Meter free-field acoustic response at a level of 84 dB

Frequency (Hz)	Deviation from various frequency weighting response curve (dB)			
	Flat	C-weight	A-weight	Acceptance Limits
125	0.1	0.1	0.1	± 1.5
1000	0.0	0.0	0.0	± 1.0
8000	0.1	0.1	0.2	±5.0

T. Petch.

SITHIPORN ASSOCIATES CO., LTD.
CALIBRATION LABORATORY

451-451/1 Sirinthorn Road, Bangbunmu, Bangplud, Bangkok, 10700 Thailand
Tel: +66 2433 8331 Email: calibration@sithiporn.com



Cert. No. : ACL24035
Job No. : VC67AC0052
Pages : 5 of 8

4. Electrical signal tests of frequency weightings

Weighting network response with relative to 1 kHz.

Frequency (Hz)	Deviation from various frequency weighting response curve (dB)			
	Flat	C-weight	A-weight	Acceptance Limits
63	0.0	-0.1	0.0	±2.0
125	0.0	0.0	0.0	±1.5
250	0.0	0.0	0.0	±1.5
500	0.0	0.1	0.0	±1.5
1000	0.0	0.0	0.0	±1.0
2000	0.0	0.1	0.0	±2.0
4000	0.0	0.0	0.0	±3.0
8000	0.0	0.1	0.1	±5.0

5. Frequency and time weightings at 1 kHz

5.1 Frequency weightings at 1 kHz

Frequency Weighting	Anticipated Value (dB)	Measured Value (dB)	Deviated Value (dB)	Acceptance Limits (dB)
A - weight	94.0	94.0	0.0	± 0.2
C - weight	94.0	94.0	0.0	± 0.2
Flat	94.0	94.0	0.0	± 0.2

5.2 Time weighting at 1 kHz

Frequency Weighting	Anticipated Value (dB)	Measured Value (dB)	Deviated Value (dB)	Acceptance Limits (dB)
Fast	94.0	94.0	0.0	± 0.1
Slow	94.0	94.0	0.0	± 0.1
Leq	94.0	94.0	0.0	± 0.1

6. Long - term stability

Frequency Weighting	SLM Display at initial (dB)	SLM Display at final (dB)	Deviated Value (dB)	Acceptance Limits (dB)
A - weight	94.0	94.0	0.0	± 0.3

T. Petch.

SITHIPORN ASSOCIATES CO., LTD.
CALIBRATION LABORATORY

451-451/1 Sirinthorn Road, Bangbunmu, Bangplud, Bangkok, 10700 Thailand
Tel: +66 2433 8331 Email: calibration@sithiporn.com



Cert. No. : ACL24035
Job No. : VC67AC0052
Pages : 6 of 8

7. Level linearity on the reference level range

Anticipated Value (dB)	Measured Value (dB)	Deviated Value (dB)	Acceptance Limits (dB)
137.0	137.0	0.0	± 1.1
136.0	136.0	0.0	± 1.1
135.0	135.0	0.0	± 1.1
134.0	134.0	0.0	± 1.1
133.0	133.0	0.0	± 1.1
132.0	132.0	0.0	± 1.1
131.0	131.0	0.0	± 1.1
129.0	129.0	0.0	± 1.1
124.0	124.0	0.0	± 1.1
119.0	119.0	0.0	± 1.1
114.0	114.0	0.0	± 1.1
109.0	109.0	0.0	± 1.1
104.0	104.0	0.0	± 1.1
99.0	99.0	0.0	± 1.1
94.0	94.0	0.0	± 1.1
89.0	89.0	0.0	± 1.1
84.0	84.0	0.0	± 1.1
79.0	79.0	0.0	± 1.1
74.0	74.0	0.0	± 1.1
69.0	69.0	0.0	± 1.1
64.0	64.0	0.0	± 1.1
59.0	59.0	0.0	± 1.1
54.0	54.0	0.0	± 1.1
49.0	49.0	0.0	± 1.1
44.0	44.0	0.0	± 1.1
39.0	39.0	0.0	± 1.1
34.0	34.0	0.0	± 1.1
30.0	29.9	-0.1	± 1.1
29.0	28.9	-0.1	± 1.1
28.0	27.9	-0.1	± 1.1
27.0	26.9	-0.1	± 1.1
26.0	25.9	-0.1	± 1.1
25.0	24.8	-0.2	± 1.1

T. Petch.

SITHIPORN ASSOCIATES CO., LTD.
CALIBRATION LABORATORY

451-451/1 Sirinthorn Road, Bangbunmu, Bangplud, Bangkok, 10700 Thailand
Tel: +66 2433 8331 Email: calibration@sithiporn.com



Cert. No. : ACL24035
Job No. : VC67AC0052
Pages : 7 of 8

8. Level linearity including the level range control

Range	Anticipated Value (dB)	Measured Value (dB)	Deviated Value (dB)	Acceptance Limits (dB)
Auto	94.0	94.0	0.0	±1.1

9. Tone burst response

Time Weighting	Tone burst duration, Tb (ms)	Cycle	Anticipated Value (dB)	Measured Value (dB)	Deviated Value (dB)	Acceptance Limits (dB)
Fast	0.25	1	108.0	107.9	-0.1	1.5 ; -5.0
	2	8	117.0	117.0	0.0	1.0 ; -2.5
	200	800	134.0	134.1	0.1	±1.0
Slow	2	8	108.0	108.0	0.0	1.5 ; -5.0
	200	800	127.6	127.6	0.0	±1.0
SEL	0.25	1	99.0	98.9	-0.1	1.5 ; -5.0
	2	8	108.0	108.0	0.0	1.0 ; -2.5
	200	800	128.0	128.1	0.1	±1.0

10. Peak C sound level

Number of cycle in test signal	Anticipated Value (dB)	Measured Value, Lcpeak (dB)	Deviated Value (dB)	Acceptance Limits (dB)
Continuous	133.0	133.0	0.0	±3.0
One	136.4	135.6	-0.8	±3.0

Number of cycle in test signal	Anticipated Value (dB)	Measured Value (dB)	Deviated Value (dB)	Acceptance Limits (dB)
Continuous	133.0	133.0	0.0	±2.0
Positive half cycle	135.4	135.2	-0.2	±2.0
Negative half cycle	135.4	135.2	-0.2	±2.0

T. Petch.

SITHIPORN ASSOCIATES CO., LTD.
CALIBRATION LABORATORY

451-451/1 Sirinthorn Road, Bangbunru, Bangplud, Bangkok, 10700 Thailand
Tel : +66 2433 8331 Email : calibration@sithiporn.com



Cert. No. : ACL24035
Job No. : VC67AC0052
Pages : 8 of 8

11. Overload indication

Measured value (dB)		Deviated Value (dB)	Acceptance Limits (dB)
Positive one-half cycle	Negative one-half cycle		
89.7	89.5	-0.2	±1.5

12. High level stability

Frequency Weighting	SLM Display at initial (dB)	SLM Display at final (dB)	Deviated Value (dB)	Acceptance Limits (dB)
A - weight	137.0	137.0	0.0	±0.3

The reported uncertainty is based on a standard uncertainty multiplied by coverage factor $k = 2$
or any value following calculation, providing a level of confidence of approximately 95 %

End of Calibration Certificate

T. Petchur

SITHIPORN ASSOCIATES CO., LTD.
CALIBRATION LABORATORY

451-451/1 Sirinthorn Road, Bangbunru, Bangplud, Bangkok, 10700 Thailand
Tel : +66 2433 8331 Email : calibration@sithiporn.com



Cert. No. : ACL24033
Pages : 1 of 8


Calibration Certificate

Equipment : SOUND LEVEL METER
Manufacturer : RION
Model : NL-42A / Microphone UC-52 / Preamplifier NH-24
Serial No.: 00623392 / 198639 / 26420
ID No.: RYG_FS0617

Condition As Found : GOOD

Customer : ALS LABORATORY GROUP (THAILAND) CO., LTD.
104 PHATTHANAKAN 40, PHATTHANAKAN ROAD,
KHWAENG PHATTHANAKAN, KHET SUAN LUANG,
BANGKOK, 10250 THAILAND.

Location : -
Ambient Temperature : (23.0 ± 3) °C
Pressure : (101.3 ± 3) kPa
Relative Humidity : (50.0 ± 20) %
Received Date : 05 JANUARY 2024
Calibration Date : 12-15 JANUARY 2024
Date of Issue : 16 JANUARY 2024



Calibrated by : Nathakorn Pisutpaisan

Approved by : *T. Petchur*
(Thanakul Petchurai)

This certificate is issued in accordance with the requirements of ISO/IEC 17025 standard, may not be reproduced other than in full, except with the prior written approval of the head of Calibration Laboratory.

SITHIPORN ASSOCIATES CO., LTD.
CALIBRATION LABORATORY

451-451/1 Sirinthorn Road, Bangbunru, Bangplud, Bangkok, 10700 Thailand
Tel : +66 2433 8331 Email : calibration@sithiporn.com



Cert. No. : ACL24033
Job No. : VC67AC0052
Pages : 2 of 8

Calibration Procedure : CP-AC-01

Calibration Method :

This equipment was calibrated by follow on IEC-61672-3 (2013) Standard for sound level meter (SLM).
The SLM had tests to Acoustical and Electrical signal tests of frequency weighting with Anechoic chamber and Reference Standard Instruments.
For tests results of each items were made by observation of each Instruments display and also with SLM's display.

Condition of this result of calibration :

1. Reference Standard Instruments :

Instrument	Model	Serial No.	Cert. No.	Due Date
Waveform Generator	33210A	MY48017076	EF-0009-23	07-FEB-24
Waveform Generator	33511B	MY52302742	EF-0010-23	07-FEB-24
Digital Multimeter	33461A	MY53220104	EEL.BP 30/0266	13-FEB-24
Digital Multimeter	33461A	MY53220076	EEL.BP 29/0266	13-FEB-24
Digital Multimeter	34461A	MY60024273	EEL.BP 31/0266	14-FEB-24
Programmable Attenuator	MAT-1070	62100114	EF-0011-23	08-FEB-24
Condenser Microphone	4180	2977900	AA-1001-23	14-FEB-24
Measuring Amplifier	NA-42KAI	34560495	AA-3002-23	14-FEB-24

2. This result of calibration was found accurate as shown on date and place of calibration for this calibrated item only.

3. This certificate is traceable to the international system of unit maintained at :

3.1 National Institute of Metrology (Thailand).

3.2 Thailand Institute of Scientific and Technological Research (TISTR).

T. Petchur

SITHIPORN ASSOCIATES CO., LTD.
CALIBRATION LABORATORY

451-451/1 Sirinthorn Road, Bangbunru, Bangplud, Bangkok, 10700 Thailand
Tel : +66 2433 8331 Email : calibration@sithiporn.com



Cert. No. : ACL24033
Job No. : VC67AC0052
Pages : 3 of 8

Summary of Measurement Result :

Parameter	Uncertainty (dB)	Maximum-permitted uncertainty of measurement (dB)
1. Absolute sensitivity	0.2	N/A
2. Self-generated noise	0.2	N/A
3. Acoustical signal tests of frequency weightings		
125 Hz	0.3	0.6
1000 Hz	0.3	0.6
8000 Hz	0.3	0.7
4. Electrical signal tests of frequency weightings		
For 10 Hz to 4 kHz	0.3	0.6
For > 4 kHz to 10 kHz	0.3	0.7
For > 10 kHz to 20 kHz	-	1.0
5. Frequency and time weightings at 1 kHz	0.2	0.2
6. Long - term stability	0.1	0.1
7. Level linearity on the reference level range	0.2	0.3
8. Level linearity including the level range control	0.2	0.3
9. Tone burst response	0.2	0.3
10. Peak C sound level	0.2	0.35
11. Overload indication	0.2	0.25
12. High level stability	0.1	0.1

T. Petchur

SITHIPORN ASSOCIATES CO., LTD.
CALIBRATION LABORATORY

451-451/ Srinthorn Road, Bangbunmu, Bangplud, Bangkok, 10700 Thailand
Tel. +66 2433 8331 Email : calibration@sithiporn.com



Cert. No. : ACL24033
Job No. : VC67AC0052
Pages : 4 of 8

Result of calibration :

1. Absolute sensitivity

Reference Acoustic Signal (dB)	Measured Value (dB)	Deviation (dB)	Acceptance Limit (dB)
93.9 (93.98)	93.9	0.0	±0.3

2. Self-generated noise

2.1 Normal test

Measured Value (dB)
14.8

2.2 The microphone of the sound level meter was replaced by electrical signal input device.

Frequency Weighting	Measured value (dB)
A - weight	13.8
C - weight	20.6
Flat	26.1

3. Acoustical signal tests of frequency weightings

Meter free-field acoustic response at a level of 84 dB

Frequency (Hz)	Deviation from various frequency weighting response curve (dB)			
	Flat	C-weight	A-weight	Acceptance Limits
125	0.1	0.1	0.1	± 1.5
1000	0.0	0.0	0.0	± 1.0
8000	1.2	1.3	1.3	±5.0

T. Pich

SITHIPORN ASSOCIATES CO., LTD.
CALIBRATION LABORATORY

451-451/ Srinthorn Road, Bangbunmu, Bangplud, Bangkok, 10700 Thailand
Tel. +66 2433 8331 Email : calibration@sithiporn.com



Cert. No. : ACL24033
Job No. : VC67AC0052
Pages : 5 of 8

4. Electrical signal tests of frequency weightings

Weighting network response with relative to 1 kHz.

Frequency (Hz)	Deviation from various frequency weighting response curve (dB)			
	Flat	C-weight	A-weight	Acceptance Limits
63	0.0	0.0	0.0	±2.0
125	0.0	0.1	0.1	±1.5
250	0.0	0.0	0.0	±1.5
500	0.0	0.1	0.0	±1.5
1000	0.0	0.0	0.0	±1.0
2000	0.0	0.1	0.0	±2.0
4000	0.0	0.0	0.0	±3.0
8000	0.0	0.1	0.1	±5.0

5. Frequency and time weightings at 1 kHz

5.1 Frequency weightings at 1 kHz

Frequency Weighting	Anticipated Value (dB)	Measured Value (dB)	Deviated Value (dB)	Acceptance Limits (dB)
A - weight	94.0	94.0	0.0	± 0.2
C - weight	94.0	94.0	0.0	± 0.2
Flat	94.0	94.0	0.0	± 0.2

5.2 Time weighting at 1 kHz

Frequency Weighting	Anticipated Value (dB)	Measured Value (dB)	Deviated Value (dB)	Acceptance Limits (dB)
Fast	94.0	94.0	0.0	± 0.1
Slow	94.0	94.0	0.0	± 0.1
Leq	94.0	94.0	0.0	± 0.1

6. Long - term stability

Frequency Weighting	SLM Display at initial (dB)	SLM Display at final (dB)	Deviated Value (dB)	Acceptance Limits (dB)
A - weight	94.0	94.1	0.1	± 0.3

T. Pich

SITHIPORN ASSOCIATES CO., LTD.
CALIBRATION LABORATORY

451-451/ Srinthorn Road, Bangbunmu, Bangplud, Bangkok, 10700 Thailand
Tel. +66 2433 8331 Email : calibration@sithiporn.com



Cert. No. : ACL24033
Job No. : VC67AC0052
Pages : 6 of 8

7. Level linearity on the reference level range

Anticipated Value (dB)	Measured Value (dB)	Deviated Value (dB)	Acceptance Limits (dB)
137.0	137.0	0.0	± 1.1
136.0	136.0	0.0	± 1.1
135.0	135.0	0.0	± 1.1
134.0	134.0	0.0	± 1.1
133.0	133.0	0.0	± 1.1
132.0	132.0	0.0	± 1.1
131.0	131.0	0.0	± 1.1
129.0	129.0	0.0	± 1.1
124.0	124.0	0.0	± 1.1
119.0	119.0	0.0	± 1.1
114.0	114.0	0.0	± 1.1
109.0	109.0	0.0	± 1.1
104.0	104.0	0.0	± 1.1
99.0	99.0	0.0	± 1.1
94.0	94.0	0.0	± 1.1
89.0	89.0	0.0	± 1.1
84.0	84.0	0.0	± 1.1
79.0	79.0	0.0	± 1.1
74.0	74.0	0.0	± 1.1
69.0	69.0	0.0	± 1.1
64.0	64.0	0.0	± 1.1
59.0	59.0	0.0	± 1.1
54.0	54.0	0.0	± 1.1
49.0	49.0	0.0	± 1.1
44.0	44.0	0.0	± 1.1
39.0	39.0	0.0	± 1.1
34.0	34.0	0.0	± 1.1
30.0	30.0	0.0	± 1.1
29.0	29.0	0.0	± 1.1
28.0	28.0	0.0	± 1.1
27.0	27.1	0.1	± 1.1
26.0	26.1	0.1	± 1.1
25.0	25.1	0.1	± 1.1

T. Pich

SITHIPORN ASSOCIATES CO., LTD.
CALIBRATION LABORATORY

451-451/ Srinthorn Road, Bangbunmu, Bangplud, Bangkok, 10700 Thailand
Tel. +66 2433 8331 Email : calibration@sithiporn.com



Cert. No. : ACL24033
Job No. : VC67AC0052
Pages : 7 of 8

8. Level linearity including the level range control

Range	Anticipated Value (dB)	Measured Value (dB)	Deviated Value (dB)	Acceptance Limits (dB)
Auto	94.0	94.0	0.0	±1.1

9. Tone burst response

Time Weighting	Tone burst duration, Tb (ms)	Cycle	Anticipated Value (dB)	Measured Value (dB)	Deviated Value (dB)	Acceptance Limits (dB)
Fast	0.25	1	108.0	108.0	0.0	1.5 ; -5.0
	2	8	117.0	117.0	0.0	1.0 ; -2.5
	200	800	134.0	134.1	0.1	±1.0
Slow	2	8	108.0	108.0	0.0	1.5 ; -5.0
	200	800	127.6	127.6	0.0	±1.0
SEL	0.25	1	99.0	98.9	-0.1	1.5 ; -5.0
	2	8	108.0	108.0	0.0	1.0 ; -2.5
	200	800	128.0	128.1	0.1	±1.0

10. Peak C sound level

Number of cycle in test signal	Anticipated Value (dB)	Measured Value, Lepeak (dB)	Deviated Value (dB)	Acceptance Limits (dB)
Continuous	133.0	133.0	0.0	±3.0
One	136.4	136.0	-0.4	±3.0

Number of cycle in test signal	Anticipated Value (dB)	Measured Value (dB)	Deviated Value (dB)	Acceptance Limits (dB)
Continuous	133.0	133.0	0.0	±2.0
Positive half cycle	135.4	135.1	-0.3	±2.0
Negative half cycle	135.4	135.1	-0.3	±2.0

T. Pich

SITHIPORN ASSOCIATES CO., LTD.
CALIBRATION LABORATORY

451-451/1 Sirinthorn Road, Bangbunru, Bangplud, Bangkok, 10700 Thailand
Tel. +66 2433 8331 Email : calibration@sithiphorn.com

SITHIPORN
associates



Cert. No. : ACL24033
Job No. : VC67AC0052
Pages : 8 of 8

11. Overload indication

Measured value (dB)		Deviated Value (dB)	Acceptance Limits (dB)
Positive one-half cycle	Negative one-half cycle		
89.7	89.7	0.0	±1.5

12. High level stability

Frequency Weighting	SLM Display at initial (dB)	SLM Display at final (dB)	Deviated Value (dB)	Acceptance Limits (dB)
A - weight	137.0	137.0	0.0	±0.3

The reported uncertainty is based on a standard uncertainty multiplied by coverage factor $k = 2$
or any value following calculation, providing a level of confidence of approximately 95 %

End of Calibration Certificate

T. Petchur

SITHIPORN ASSOCIATES CO., LTD.
CALIBRATION LABORATORY

451-451/1 Sirinthorn Road, Bangbunru, Bangplud, Bangkok, 10700 Thailand
Tel. +66 2433 8331 Email : calibration@sithiphorn.com

SITHIPORN
associates



Cert. No. : ACL24036
Pages : 1 of 8

Calibration Certificate


Equipment : SOUND LEVEL METER
Manufacturer : RION
Model : NL-42A / Microphone UC-52 / Preamplifier NH-24
Serial No.: 00623395 / 198642 / 26423
ID No.: RYG_FS0620

Condition As Found : GOOD

Customer : ALS LABORATORY GROUP (THAILAND) CO., LTD.
104 PHATTHANAKAN 40, PHATTHANAKAN ROAD,
KHWAENG PHATTHANAKAN, KHET SUAN LUANG,
BANGKOK, 10250 THAILAND.

Location : -
Ambient Temperature : (23.0 ± 3) °C
Pressure : (101.3 ± 3) kPa
Relative Humidity : (50.0 ± 20) %

Received Date : 05 JANUARY 2024
Calibration Date : 12-15 JANUARY 2024
Date of Issue : 16 JANUARY 2024



Calibrated by : Nathakorn Pisutpaisan

Approved by : *T. Petchur*
(Thanakul Petchurai)

This certificate is issued in accordance with the requirements of ISO/IEC 17025 standard, may not be reproduced
other than in full, except with the prior written approval of the head of Calibration Laboratory.

SITHIPORN ASSOCIATES CO., LTD.
CALIBRATION LABORATORY

451-451/1 Sirinthorn Road, Bangbunru, Bangplud, Bangkok, 10700 Thailand
Tel. +66 2433 8331 Email : calibration@sithiphorn.com

SITHIPORN
associates



Cert. No. : ACL24036
Job No. : VC67AC0052
Pages : 2 of 8

Calibration Procedure : CP-AC-01

Calibration Method :

This equipment was calibrated by follow on IEC-61672-3 (2013) Standard for sound level meter (SLM).
The SLM had tests to Acoustical and Electrical signal tests of frequency weighting with Anechoic chamber and Reference
Standard Instruments.

For tests results of each items were made by observation of each Instruments display and also with SLM's display.

Condition of this result of calibration :

1. Reference Standard Instruments :

Instrument	Model	Serial No.	Cert. No.	Due Date
Waveform Generator	33210A	MY48017076	EF-0009-23	07-FEB-24
Waveform Generator	33511B	MY52302742	EF-0010-23	07-FEB-24
Digital Multimeter	33461A	MY53220104	EEL_BP 30/0266	13-FEB-24
Digital Multimeter	33461A	MY53220076	EEL_BP 29/0266	13-FEB-24
Digital Multimeter	34461A	MY60024273	EEL_BP 31/0266	14-FEB-24
Programmable Attenuator	MAT-1070	62100114	EF-0011-23	08-FEB-24
Condenser Microphone	4180	2977900	AA-1001-23	14-FEB-24
Measuring Amplifier	NA-42KAI	34560495	AA-3002-23	14-FEB-24

2. This result of calibration was found accurate as shown on date and place of calibration for this calibrated item only.

3. This certificate is traceable to the international system of unit maintained at :

- 3.1 National Institute of Metrology (Thailand).
- 3.2 Thailand Institute of Scientific and Technological Research (TISTR).

T. Petchur

SITHIPORN ASSOCIATES CO., LTD.
CALIBRATION LABORATORY

451-451/1 Sirinthorn Road, Bangbunru, Bangplud, Bangkok, 10700 Thailand
Tel. +66 2433 8331 Email : calibration@sithiphorn.com

SITHIPORN
associates



Cert. No. : ACL24036
Job No. : VC67AC0052
Pages : 3 of 8

Summary of Measurement Result :

Parameter	Uncertainty (dB)	Maximum-permitted uncertainty of measurement (dB)
1. Absolute sensitivity	0.2	N/A
2. Self-generated noise	0.2	N/A
3. Acoustical signal tests of frequency weightings		
125 Hz	0.3	0.6
1000 Hz	0.3	0.6
8000 Hz	0.3	0.7
4. Electrical signal tests of frequency weightings		
For 10 Hz to 4 kHz	0.3	0.6
For > 4 kHz to 10 kHz	0.3	0.7
For > 10 kHz to 20 kHz	-	1.0
5. Frequency and time weightings at 1 kHz	0.2	0.2
6. Long - term stability	0.1	0.1
7. Level linearity on the reference level range	0.2	0.3
8. Level linearity including the level range control	0.2	0.3
9. Tone burst response	0.2	0.3
10. Peak C sound level	0.2	0.35
11. Overload indication	0.2	0.25
12. High level stability	0.1	0.1

T. Petchur

SITHIPORN ASSOCIATES CO., LTD.
CALIBRATION LABORATORY

451-451/ Sirinthon Road, Bangbunru, Bangkok, 10700 Thailand
Tel. +66 2433 8331 Email : calibration@sithiporn.com

SITHIPORN
associates



Cert. No. : ACL24036
Job No. : VC67AC0052
Pages : 4 of 8

Result of calibration :

1. Absolute sensitivity

Reference Acoustic Signal (dB)	Measured Value (dB)	Deviation (dB)	Acceptance Limit (dB)
93.9 (93.98)	93.9	0.0	±0.3

2. Self-generated noise

2.1 Normal test

Measured Value (dB)
14.2

2.2 The microphone of the sound level meter was replaced by electrical signal input device.

Frequency Weighting	Measured value (dB)
A - weight	9.9
C - weight	16.5
Flat	22.3

3. Acoustical signal tests of frequency weightings

Meter free-field acoustic response at a level of 84 dB

Frequency (Hz)	Deviation from various frequency weighting response curve (dB)			
	Flat	C-weight	A-weight	Acceptance Limits
125	0.3	0.3	0.4	± 1.5
1000	0.0	0.0	0.0	± 1.0
8000	0.7	0.8	0.8	±5.0

T. Petch.

SITHIPORN ASSOCIATES CO., LTD.
CALIBRATION LABORATORY

451-451/ Sirinthon Road, Bangbunru, Bangkok, 10700 Thailand
Tel. +66 2433 8331 Email : calibration@sithiporn.com

SITHIPORN
associates



Cert. No. : ACL24036
Job No. : VC67AC0052
Pages : 5 of 8

4. Electrical signal tests of frequency weightings

Weighting network response with relative to 1 kHz.

Frequency (Hz)	Deviation from various frequency weighting response curve (dB)			
	Flat	C-weight	A-weight	Acceptance Limits
63	0.0	-0.1	0.0	±2.0
125	0.0	0.0	0.0	±1.5
250	0.0	0.0	0.0	±1.5
500	0.0	0.0	-0.1	±1.5
1000	0.0	0.0	0.0	±1.0
2000	0.0	0.0	0.0	±2.0
4000	0.0	0.0	0.0	±3.0
8000	0.0	0.1	0.1	±5.0

5. Frequency and time weightings at 1 kHz

5.1 Frequency weightings at 1 kHz

Frequency Weighting	Anticipated Value (dB)	Measured Value (dB)	Deviated Value (dB)	Acceptance Limits (dB)
A - weight	94.0	94.0	0.0	± 0.2
C - weight	94.0	94.0	0.0	± 0.2
Flat	94.0	94.0	0.0	± 0.2

5.2 Time weighting at 1 kHz

Frequency Weighting	Anticipated Value (dB)	Measured Value (dB)	Deviated Value (dB)	Acceptance Limits (dB)
Fast	94.0	94.0	0.0	± 0.1
Slow	94.0	94.0	0.0	± 0.1
Leq	94.0	94.0	0.0	± 0.1

6. Long - term stability

Frequency Weighting	SLM Display at initial (dB)	SLM Display at final (dB)	Deviated Value (dB)	Acceptance Limits (dB)
A - weight	94.0	94.0	0.0	± 0.3

T. Petch.

SITHIPORN ASSOCIATES CO., LTD.
CALIBRATION LABORATORY

451-451/ Sirinthon Road, Bangbunru, Bangkok, 10700 Thailand
Tel. +66 2433 8331 Email : calibration@sithiporn.com

SITHIPORN
associates



Cert. No. : ACL24036
Job No. : VC67AC0052
Pages : 6 of 8

7. Level linearity on the reference level range

Anticipated Value (dB)	Measured Value (dB)	Deviated Value (dB)	Acceptance Limits
137.0	137.0	0.0	± 1.1
136.0	136.0	0.0	± 1.1
135.0	135.0	0.0	± 1.1
134.0	134.0	0.0	± 1.1
133.0	133.0	0.0	± 1.1
132.0	132.0	0.0	± 1.1
131.0	131.0	0.0	± 1.1
129.0	129.0	0.0	± 1.1
124.0	124.0	0.0	± 1.1
119.0	119.0	0.0	± 1.1
114.0	114.0	0.0	± 1.1
109.0	109.0	0.0	± 1.1
104.0	104.0	0.0	± 1.1
99.0	99.0	0.0	± 1.1
94.0	94.0	0.0	± 1.1
89.0	89.1	0.1	± 1.1
84.0	84.1	0.1	± 1.1
79.0	79.0	0.0	± 1.1
74.0	74.1	0.1	± 1.1
69.0	69.1	0.1	± 1.1
64.0	64.0	0.0	± 1.1
59.0	59.1	0.1	± 1.1
54.0	54.0	0.0	± 1.1
49.0	49.0	0.0	± 1.1
44.0	44.0	0.0	± 1.1
39.0	39.0	0.0	± 1.1
34.0	34.0	0.0	± 1.1
30.0	30.0	0.0	± 1.1
29.0	29.0	0.0	± 1.1
28.0	28.0	0.0	± 1.1
27.0	27.0	0.0	± 1.1
26.0	26.0	0.0	± 1.1
25.0	24.9	-0.1	± 1.1

T. Petch.

SITHIPORN ASSOCIATES CO., LTD.
CALIBRATION LABORATORY

451-451/ Sirinthon Road, Bangbunru, Bangkok, 10700 Thailand
Tel. +66 2433 8331 Email : calibration@sithiporn.com

SITHIPORN
associates



Cert. No. : ACL24036
Job No. : VC67AC0052
Pages : 7 of 8

8. Level linearity including the level range control

Range	Anticipated Value (dB)	Measured Value (dB)	Deviated Value (dB)	Acceptance Limits (dB)
Auto	94.0	94.0	0.0	±1.1

9. Tone burst response

Time Weighting	Tone burst duration, Tb (ms)	Cycle	Anticipated Value (dB)	Measured Value (dB)	Deviated Value (dB)	Acceptance Limits (dB)
Fast	0.25	1	108.0	107.9	-0.1	1.5 ; -5.0
	2	8	117.0	117.0	0.0	1.0 ; -2.5
	200	800	134.0	134.0	0.0	±1.0
Slow	2	8	108.0	108.0	0.0	1.5 ; -5.0
	200	800	127.6	127.6	0.0	±1.0
	0.25	1	99.0	98.9	-0.1	1.5 ; -5.0
SEL	2	8	108.0	108.0	0.0	1.0 ; -2.5
	200	800	128.0	128.0	0.0	±1.0

10. Peak C sound level

Number of cycle in test signal	Anticipated Value (dB)	Measured Value, Lcpeak (dB)	Deviated Value (dB)	Acceptance Limits (dB)
Continuous	133.0	133.0	0.0	±3.0
One	136.4	136.1	-0.3	±3.0

Number of cycle in test signal	Anticipated Value (dB)	Measured Value (dB)	Deviated Value (dB)	Acceptance Limits (dB)
Continuous	133.0	133.1	0.1	±2.0
Positive half cycle	135.4	135.3	-0.1	±2.0
Negative half cycle	135.4	135.3	-0.1	±2.0

T. Petch.

SITHIPORN ASSOCIATES CO., LTD. CALIBRATION LABORATORY

451-451/1 Sirinthorn Road, Bangbunru, Bangkok, 10700 Thailand
Tel. +66 2433 8331 Email: calibration@sithiporn.com

SITHIPORN
associates



Cert. No. : ACL24036
Job No. : VC67AC0052
Pages : 8 of 8

11. Overload indication

Measured value (dB)		Deviated Value (dB)	Acceptance Limits (dB)
Positive one-half cycle	Negative one-half cycle		
89.7	89.7	0.0	±1.5

12. High level stability

Frequency Weighting	SLM Display at initial (dB)	SLM Display at final (dB)	Deviated Value (dB)	Acceptance Limits (dB)
A - weight	137.0	137.0	0.0	±0.3

The reported uncertainty is based on a standard uncertainty multiplied by coverage factor $k = 2$
or any value following calculation, providing a level of confidence of approximately 95 %

End of Calibration Certificate

T. Petch...

CERTIFICATE OF CALIBRATION

ISSUED BY Cirrus Research plc

DATE OF ISSUE 15 December 2023 CERTIFICATE NUMBER 205046

REVIEW BY *Glenn P*
APPROVED BY *At*
NEXT CAL DATE 14/12/24

Page 1 of 2

Approved signatory
N. Smith
Electronically signed:

Cirrus Research plc
Acoustic House
Bridlington Road
Hunmanby
North Yorkshire
YO14 0PH
United Kingdom

doseBadge Reader : IEC 60942:2003

Instrument information

Manufacturer: Cirrus Research plc
Model: RC:110A
Serial number: 75996
Class: 2

Notes:

Test summary

Date of calibration: 15 December 2023

The doseBadge reader detailed above has been calibrated to the published data as described in the operating manual and in the half-inch configuration. The procedures and techniques used are as described in IEC60942_2003 Annex B – Periodic Tests and three determinations of the sound pressure level, frequency and total distortion were made.

The sound pressure level was measured using a WS2F condenser microphone type MK-224 manufactured by Cirrus Research plc.

The results have been corrected to the reference pressure of 101.33 kPa using the manufacturer's data.

The doseBadge Reader has been shown to conform to the Class 2 requirements for periodic testing, described in Annex B of IEC 60942:2003 for the sound pressure level(s) and frequency(ies) stated, for the environmental conditions under which the tests were performed.

However, as public evidence was not available, from a testing organisation responsible for pattern approval, to demonstrate that the model of doseBadge Reader conformed to the requirements for pattern evaluation described in Annex A of IEC 60942:2003, no general statement or conclusion can be made about conformance of the doseBadge Reader to the requirements of IEC 60942:2003.

Notes:

This certificate provides traceability of measurement to the SI system of units and/or to units of measurement realised at the National Physical Laboratory or other recognised national metrology institutes. This certificate may not be reproduced other than in full, except with the prior written approval of the issuing laboratory. The results within this certificate relate only to the items calibrated. The reported expanded uncertainty is based on a standard uncertainty multiplied by a coverage factor $k=2$, providing a coverage probability of approximately 95%.

CERTIFICATE OF CALIBRATION

Certificate Number:
205046
Page 2 of 2

Environmental conditions

The following conditions were recorded at the time of the test:

Before Pressure: 102.46 kPa Temperature: 23.4 °C Humidity: 34 %
After Pressure: 102.46 kPa Temperature: 23.4 °C Humidity: 35 %

Test equipment

Equipment	Manufacturer	Model	Serial number
Distortion Meter	Keithley	2015	0994818
Acoustic Calibrator	Bruel and Kjaer	4231	2610257
Environmental Monitor	Comet	T7510	21962628

Initial Acoustic Results

	Expected	Sample 1	Sample 2	Sample 3	Average	Deviation	Tolerance	Uncertainty
Level (dB)	114.00	114.17	114.16	114.17	114.17	0.17	±0.75	0.11 dB
Distortion (%)	< 4.00	0.28	0.25	0.23	0.25	0.25	+4.00	0.13 %
Frequency (Hz)	1000.0	1004.0	1004.0	1004.0	1004.0	4.0	±20.0	0.1 Hz

The measured quantities or deviations (as applicable), extended by the expanded combined uncertainty of measurement, must not exceed the corresponding tolerance.

Adjusted Acoustic Results

	Expected	Sample 1	Sample 2	Sample 3	Average	Deviation	Tolerance	Uncertainty
Level (dB)	114.00	114.02	114.01	114.01	114.01	0.01	±0.75	0.11 dB
Distortion (%)	< 4.00	0.23	0.26	0.25	0.25	0.25	+4.00	0.13 %
Frequency (Hz)	1000.0	1004.1	1004.0	1004.0	1004.0	4.0	±20.0	0.1 Hz

Functionality Results

Function	Result
Keypad	Pass
Battery Power	Pass
Display	Pass
Communication	Pass
2 way IR link	Pass
Clock	Pass

End of results

CERTIFICATE OF CALIBRATION

ISSUED BY Cirrus Research

DATE OF ISSUE 18 August 2023 CERTIFICATE NUMBER 197597

REVIEW BY *Glenn P*
APPROVED BY *At*
NEXT CAL DATE 18/8/24

Page 1 of 2

Approved signatory
R. Thomas
Electronically signed:

Cirrus Research
Acoustic House
Bridlington Road
Hunmanby
North Yorkshire
YO14 0PH
United Kingdom

doseBadge Reader : IEC 60942:2003

Instrument information

Manufacturer: Cirrus Research plc
Model: RC:110A
Serial number: 76062
Class: 2

Notes:

Test summary

Date of calibration: 18 August 2023

The doseBadge reader detailed above has been calibrated to the published data as described in the operating manual and in the half-inch configuration. The procedures and techniques used are as described in IEC60942_2003 Annex B – Periodic Tests and three determinations of the sound pressure level, frequency and total distortion were made.

The sound pressure level was measured using a WS2F condenser microphone type MK-224 manufactured by Cirrus Research plc.

The results have been corrected to the reference pressure of 101.33 kPa using the manufacturer's data.

The doseBadge Reader has been shown to conform to the Class 2 requirements for periodic testing, described in Annex B of IEC 60942:2003 for the sound pressure level(s) and frequency(ies) stated, for the environmental conditions under which the tests were performed.

However, as public evidence was not available, from a testing organisation responsible for pattern approval, to demonstrate that the model of doseBadge Reader conformed to the requirements for pattern evaluation described in Annex A of IEC 60942:2003, no general statement or conclusion can be made about conformance of the doseBadge Reader to the requirements of IEC 60942:2003.

Notes:

This certificate provides traceability of measurement to the SI system of units and/or to units of measurement realised at the National Physical Laboratory or other recognised national metrology institutes. This certificate may not be reproduced other than in full, except with the prior written approval of the issuing laboratory. The results within this certificate relate only to the items calibrated. The reported expanded uncertainty is based on a standard uncertainty multiplied by a coverage factor $k=2$, providing a coverage probability of approximately 95%.



TECHNOLOGY PROMOTION ASSOCIATION (THAILAND-JAPAN)
CORPORATE SERVICES 3: EQUIPMENT CALIBRATION AND TESTING SERVICES
534/4 PATTANAKARN ROAD SOI 18, SUANLUANG, BANGKOK 10250
TEL. 0-2717-3000-24 FAX. 0-2719-9484



Certificate of Calibration

Certificate No.: 23E3924
Page: 1 of 2

Equipment: pH Meter
Manufacturer: Mettler Toledo
Model: SevenExcellence
Serial No.: B834291445
ID No.: RYG_EN0152
Condition As-Received: Used Item
Received Date: 08 December 2023
Calibration Date: 14 December 2023

This certificate may not be reproduced other than in full,
except with the prior written approval of the head of
Corporate Services 3: Equipment Calibration and Testing Services.


Reference: 2312-0151DSC Submitted by: ALS Laboratory Group (Thailand) Co., Ltd. Rayong Branch
Ambient Temperature: (23 ± 2) °C 616/10 Moo 5, T.Maenam Khu, A.Pluakdaeng,
Relative Humidity: (50 ± 10) % Rayong 21140, Thailand

Procedure used: Calibration were conducted using calibration procedure No. CP-E17 according to EURAMET cg-15.

Condition of this result of calibration

1. Reference standards instruments:

Instrument	Model	Serial No.	Certificate No.	Due Date
1) Multi-Product Calibrator	5502A	2435802	EE-0041-23	28 Apr 2024
2. This result of calibration was made on requested at the point specified by customer.				
3. The certificate is valid only to the item calibrated on date and place of calibration.				
4. This Certification is traceable to the International System of Unit maintained through:-				
- National Institute of Metrology Thailand (NIMT)				



Calibrated by: Napachanok Prasomsosiri
Issue Date: 15 December 2023

Approved Signatory:
[] Phalinee Prabpaipal
[x] Nuntawat Khanchai
[] Pongsagorn Boonysorn

B 0331106



Cert. No.: 23E3924
Page: 2 of 2

Result of calibration :- (*) Without adjustment () After adjustment

Function: DC voltage measurement		Range: 2000 mV	
<u>Standard Value</u>	<u>UUC* Reading</u>	<u>Error</u>	<u>Uncertainty</u>
(mV)	(mV)	(mV)	(± μ V)
-200.0000	-199.9	0.1	68
-150.0000	-150.0	0.0	65
-100.0000	-100.0	0.0	63
-50.0000	-50.0	0.0	61
0.0000	0.0	0.0	58
50.0000	50.0	0.0	61
100.0000	100.0	0.0	63
150.0000	150.0	0.0	65
200.0000	199.9	-0.1	68

The reported uncertainty of measurement was based on a standard uncertainty multiplied by a coverage factor $k=2$, providing a level of confidence of approximately 95 %

UUC*= Unit Under Calibration.

-o0o-

a 1193422



TECHNOLOGY PROMOTION ASSOCIATION (THAILAND-JAPAN)
CORPORATE SERVICES 3: EQUIPMENT CALIBRATION AND TESTING SERVICES
534/4 PATTANAKARN ROAD SOI 18, SUANLUANG, BANGKOK 10250
TEL. 0-2717-3000-29 FAX. 0-2719-9484



Cert.No.: 23CH1574
Page: 1 of 3

Certificate of Calibration

Equipment: pH Meter
Manufacturer: Mettler Toledo
Model: SevenExcellence
Serial No.: B834291445
ID No.: RYG_EN0152
Condition As-Received: Used Item
Received Date: 08 December 2023
Calibration Date: 15 December 2023
Reference: 2312-0151DSC-3
Submitted by: ALS Laboratory Group (Thailand) Co., Ltd. Rayong Branch
616/10 Moo 5, T.Maenam Khu, A.Pluakdaeng,
Rayong 21140, Thailand

Ambient Temperature: (25 ± 2.5) °C
Relative Humidity: (50 ± 15) %
In - house method :
- CP-CH5 by direct measurement with standard voltage calibrator and direct measurement with certified reference material (CRM)
- CP-CH8 by comparison with standard thermometer

Calibrated by: Warakorn Lemgagrakul

Approved by: [Signature]
Approved Signatory

() Saithip Meangmai
() Warakorn Lemgagrakul
(x) Ponpan Paipim

Issue Date: 19 December 2023

The Uncertainties are for a confidence probability of approximately 95%

This certificate may not be reproduced other than in full, except with the prior written
Approval of the head of Corporate Services 3: Equipment Calibration and Testing Services

A 0061696



Cert.No.: 23CH1574
Page: 2 of 3

Condition of this calibration result

1. Reference Standard Instrument :-

Instrument	Serial No.	ID No.	Cert. No.	Due Date
1) Document Process Calibrator	54030049	130RC116	23E2802	27 Aug 2024
2) Ref. Standard Thermometer	4982054	110RC044	231908	26 July 2024

This certification is traceable to the International System of Unit maintained through:-
- Technology Promotion Association (Thailand-Japan)

2. Certified Reference Materials : The measurement results are traceable to SI through CPA chem Ltd.,
ANSI-ASQ National Accreditation Board, Accredited No. AR-1835

Buffer Solution	Manufacturer	Lot No.	Exp. date
pH 4.008	CPA chem	913598	14 July 2025
pH 6.886	CPA chem	931959	01 Oct 2024
pH 9.997	CPA chem	940106	02 Nov 2024

3. This certificate is valid only to the item calibrated on date and place of calibration.

Calibration Results

Function: mV Measurement

Performing standard curve by Fluke at pH (4,7,10)

Unit Under Calibration	Nominal Value	Standard Voltage Input	Actual Reading		Uncertainty of Measurement (± mV)	Coverage factor k
			mV	pH		
pH Meter S/N: B834291445	4.000	177.48	177.3	4.000	0.058	2.00
	7.000	0.00	-0.1	7.000	0.058	2.00
	10.000	-177.48	-177.5	10.000	0.058	2.00

a 1193852



Cert.No.: 23CH1574
Page: 3 of 3

Calibration Results

Function : pH Measurement

Performing three buffers standard curve by using buffer nominal pH (4,7,10)

Unit Under Calibration	Standard pH Buffer Solution	Actual pH Reading	Actual mV Reading (mV)	Uncertainty of pH measurement (\pm)	Coverage factor k
pH Electrode S/N.: 3225368	4.008 6.986 9.997	4.013 6.998 10.002	184.1 8.7 -164.7	0.0045 0.0084 0.0088	2.00 2.00 2.11

Function : Temperature Measurement

(*) Without adjustment

This equipment was connected with Temperature Probe;

- Model : InLab®Expert Pro-ISM

- Serial No. : 3225368

Dimension of probe;

- Length : 120 mm

- Diameter : 12 mm

- Immersion Depth : 100 mm

Calibration Point (°C)	Standard Temperature (°C)	UUC* Reading (°C)	Error (°C)	Uncertainty of measurement (\pm °C)	Coverage factor k
25.0	25.003	24.3	-0.703	0.13	2.00

Remark : - UUC* = Unit Under Calibration

The reported uncertainty of measurement was based on a standard uncertainty multiplied by a coverage factor k, providing a level of confidence of approximately 95 %.

-000-

RL

a 1193851



TECHNOLOGY PROMOTION ASSOCIATION (THAILAND-JAPAN)
CORPORATE SERVICES 3: EQUIPMENT CALIBRATION AND TESTING SERVICES
534-4 PATTANAKARN ROAD SOI 18, SUANLUANG, SUANLUANG BANGKOK 10250
TEL. 0-2717-3000-29 FAX. 0-2719-9484



Cert.No.: 23CH1540
Page: 1 of 2

Certificate of Calibration

Equipment : pH Meter
Manufacturer : Mettler Toledo
Model : SevenGo S2
Serial No. : C232588422
ID No. : RYG_FS0607
Condition As-Received : Used Item
Received Date : 04 December 2023
Calibration Date : 06 December 2023
Reference : 2312-00700SC-1
Submitted by : ALS Laboratory Group (Thailand) Co.,Ltd. Rayong Branch
616/10 Moo 5, T.Maenam Khu,
A.Pluakdaeng, Rayong 21140, Thailand

Ambient Temperature : (25 \pm 2.5) °C
Relative Humidity : (50 \pm 15) %
Calibration Procedure : In-house method ;
- CP-CH5 by direct measurement with standard voltage calibrator and direct measurement with certified reference material (CRM)

Calibrated by : Warakorn Lerngagtrakul

Approved by :
Approved Signatory

(☒) Sathip Meangmai
() Warakorn Lerngagtrakul
() Ponpan Palpim

Issue Date : 8 December 2023

The Uncertainties are for a confidence probability of approximately 95%

This certificate may not be reproduced other than in full, except with the prior written approval of the head of Corporate Services 3: Equipment Calibration and Testing Services.

A 0061470



Cert. No.: 23CH1540
Page: 2 of 2

Condition of this calibration result

1. Reference Standard Instrument :-

Instrument Serial No. ID No. Cert. No. Due Date
1) Document Process Calibrator 54030049 130RC116 23E2802 27 Aug 2024

This certification is traceable to the International System of Unit maintained through:-
- Technology Promotion Association (Thailand-Japan)

2. Certified Reference Materials : The measurement results are traceable to SI through CPA chem Ltd.,
ANSI-ASQ National Accreditation Board, Accredited No. AR-1835

Buffer Solution	Manufacturer	Lot No.	Exp. date
pH 4.008	CPA chem	913598	14 July 2025
pH 6.985	CPA chem	913599	14 July 2024
pH 9.997	CPA chem	940106	02 Nov 2024

3. This certificate is valid only to the item calibrated on date and place of calibration.

Calibration Results

Function : mV Measurement

Performing standard curve by Fluke at pH (4,7,10)

Unit Under Calibration	Nominal Value	Standard Voltage Input	Actual Reading	Uncertainty of Measurement (\pm mV)	Coverage factor k
	pH	mV	mV	pH	
pH Meter S/N.: C232588422	4.00 7.00 10.00	177.48 0.00 -177.48	178 0 -177	4.00 7.00 10.00	0.58 0.58 0.58

Function : pH Measurement

Performing three buffers standard curve by using buffer nominal pH (4,7,10)

Unit Under Calibration	Standard pH Buffer Solution	Actual pH Reading	Actual mV Reading (mV)	Uncertainty of pH measurement (\pm)	Coverage factor k
pH Electrode S/N.: 2465870	4.008 6.985 9.997	4.01 6.99 10.00	178 2 -173	0.0071 0.0099 0.0095	2.00 2.00 2.00

The reported uncertainty of measurement was based on a standard uncertainty multiplied by a coverage factor k, providing a level of confidence of approximately 95 %.

-000-

Sathip

a 1192692



TECHNOLOGY PROMOTION ASSOCIATION (THAILAND-JAPAN)
CORPORATE SERVICES 3: EQUIPMENT CALIBRATION AND TESTING SERVICES
534-4 PATTANAKARN ROAD SOI 18, SUANLUANG, SUANLUANG BANGKOK 10250
TEL. 0-2717-3000-29 FAX. 0-2719-9484



Cert. No.: 23LM197
Page: 1 of 2

Certificate of Calibration

Equipment : pH Meter with Sensor
Manufacturer : Mettler Toledo
Model : SevenGo S2
Serial No. : C232588422
ID No. : RYG_FS0607
Submitted by : ALS Laboratory Group (Thailand) Co.,Ltd.
Rayong Branch
616/10 Moo 5, T. Maenam Khu, A. Pluakdaeng,
Rayong 21140 Thailand
Location : TPA On Site Calibration Laboratory

Received Order : 04 December 2023
Calibrated Date : 08 December 2023
Ambient Temperature : (26 \pm 10) °C
Relative Humidity : (50 \pm 30) %
AC Line Voltage : (220 \pm 22) V

Calibrated by : Khit Ruttanaprapachai

Approved by :
Approved Signatory

() Pongthippa Tameyakul
() Ponpan Palpim
(☒) Suwit Imjai

Issue Date : 15 December 2023

The Uncertainties are for a confidence probability of approximately 95%

This certificate may not be reproduced other than in full, except with the prior written approval of the head of Corporate Services 3: Equipment Calibration and Testing Services.

A 0061579



Equipment : pH Meter with Sensor
Condition As-Received : Used Item
Reference : 2312-0070DSC-4

Cert. No.: 23LM197
Page.: 2 of 2

Procedure Used :-

Calibration were conducted using in-house calibration procedure CP-OT01 according to comparison with Industrial Platinum Resistance Thermometer (IPRT) into Temperature Bath.

The temperature scale used was based on ITS-90.

Condition of this result of calibration

1. Reference standard instrument:-
Instrument Serial No. Cert. No. Traceable Due Date
1) Digital Thermometer A7B843 23124 TPA 04 Jan 2024

2. This certificate is valid only to the item calibrated on date and place of calibration.
3. This certification is traceable to the International System of Unit.

Remark : TPA : Technology Promotion Association (Thailand - Japan)

Result of Calibration :- (*) Without Adjustment

Function : Temperature measurement.

This instrument was connected with temperature sensor, S/N.: 2465870

Calibration Point (°C)	Immersion Depth (mm)	Standard Temperature (°C)	UUC* Reading (°C)	Error (°C)	Uncertainty (± °C)	Coverage Factor k
25.0	100	25.003	25.2	0.197	0.16	2.00
30.0	100	30.004	30.2	0.196	0.16	2.00
40.0	100	40.003	40.2	0.197	0.16	2.00
50.0	100	50.005	50.2	0.195	0.16	2.00

UUC* : Unit Under Calibration

The reported uncertainty of measurement was based on a standard uncertainty multiplied by a coverage factor k, providing a level of confidence of approximately 95 %.

-o0o-

a 1193732



TECHNOLOGY PROMOTION ASSOCIATION (THAILAND-JAPAN)
CORPORATE SERVICES 3 : EQUIPMENT CALIBRATION AND TESTING SERVICES
534/4 PATTANAKARN ROAD SOI 18, SUANLUANG, SUANLUANG BANGKOK 10250
TEL. 0-2717-3000 FAX. 0-2719-9484

Cert.No.: 23TW168
Page.: 1 of 2

Certificate of Testing

Equipment : DO Meter

Manufacturer : YSI

Model : 5000-115V

Serial No. : 15E102796

ID No. : RYG_EN0032

Received Date : 21 July 2023

Test Date : 24 July 2023

Reference : 2307-0713DSC-1

Submitted by : ALS Laboratory Group (Thailand) Co., Ltd.

Rayong Branch
616/10 Moo 5, T. Maenam Khu, A. Pluakdaeng,
Rayong 21140, Thailand

Laboratory Condition : Temperature (25 ± 5) °C

Humidity (50 ± 20) %

In - house method : CP-CH9
by Comparison Technique with Azide Modification Method

Tested by : Walalak Sirithan

Approved by :

Saithip
Approved Signatory

() Malee Butkruea
(✓) Saithip Meangmai
() Warakorn Lernagatrakul

Issue Date : 26 July 2023

B 0320211



Cert.No.: 23TW168
Page.: 2 of 2

Condition of this result of calibration

1. Reference Standard Instruments :
This certification is traceable to the International System of Unit through the reference standards laboratory of Industrial Calibration Center, Technology Promotion Association (Thailand-Japan).

Instruments	Serial No.	ID No.	Certificate No.	Due Date
1) Burette	-	130BU10	23CG1172	22 Mar 2025
2) Balance	1126143764	140RC004	22MM50	20 Sep 2023

2. Standard Material :-

Material	Manufacturer	Lot.No.	Assay
Sodium Thiosulfate pentahydrate	Merck	AM1763316	100.2%

Result : Dissolved Oxygen Meter Adjustment With Air 100 %

Dissolved Oxygen Probe No.: 15E100464

Titration Method (Azide Modification Method) (mg/L)	DO Meter Reading (mg/L)	Standard Deviation (mg/L)
8.18	8.17	0.0055

This report was certified only for the instrument we tested. It is allowable to use for study the system efficiency. The environmental impact control and present to organization it may concerned. Intend to use for advertising and referral purpose is prohibited. This report may not be reproduced other in full, without written approval of the laboratory.

-o0o-

a 1172155



TECHNOLOGY PROMOTION ASSOCIATION (THAILAND-JAPAN)
CORPORATE SERVICES 3 : EQUIPMENT CALIBRATION AND TESTING SERVICES
534/4 PATTANAKARN ROAD SOI 18, SUANLUANG, SUANLUANG BANGKOK 10250
TEL. 0-2717-3000-29 FAX. 0-2719-9484



Cert. No.: 23LM125
Page.: 1 of 2

Certificate of Calibration

Equipment : DO Meter with Sensor

Manufacturer : YSI

Model : 5000-115V

Serial No. : 15E102796

ID No. : RYG_EN0032

Submitted by : ALS Laboratory Group (Thailand) Co., Ltd.
Rayong Branch
616/10 Moo 5 T. Maenam Khu, A. Pluakdaeng,
Rayong 21140 Thailand

Location : TPA On Site Calibration Laboratory

Received Order : 25 July 2023

Calibrated Date : 27 July 2023

Ambient Temperature : (26 ± 10) °C

Relative Humidity : (50 ± 30) %

AC Line Voltage : (220 ± 22) V

Calibrated by : Preecha Hlahib

Approved by :

Preecha
Approved Signatory

() Pornthippa Tameyakul
() Malee Butkruea
(✓) Suwit Imjai

Issue Date : 31 July 2023

The Uncertainties are for a confidence probability of approximately 95%

This certificate may not be reproduced other than in full, except with the prior written approval of the head of Corporate Services 3 : Equipment Calibration and Testing Services.

A 0053616



Certificate of Calibration

Equipment: SPECTROPHOTOMETER
Model: DR8000
Serial No. (or ID.): 1627845 (RYG_EN0037)
Manufacturer: HACH
Condition: In Condition

Certificate No.: C06230441
Issued Date: 19 September 2023
Job No.: WO-00005382
Page: 1 of 3

Customer: ALS Laboratory Group (Thailand) Co.,Ltd. (Rayong Branch)
616/10 Moo 5 T.Maenam Khu,
A.Pluakdaeng, Rayong 21140, Thailand.

Environment Condition: Temperature 23.9 °C ± 0.2
Humidity 65.3 %RH ± 1.4

Calibration Place: ALS Laboratory Group (Thailand) Co.,Ltd. (Rayong Branch) (Wet Chemistry)
616/10 Moo 5 T.Maenam Khu,
A.Pluakdaeng, Rayong 21140, Thailand.

Calibration By: Mr.Nattapet Rungueang
Calibration Date: 18 September 2023
The Method used: In house method, CAL-WI-24, base on ASTM E 275-08 and ASTM E 387-04
Traceability: This certificate is traceable to the CRM maintained by National Institute of Standards and Technology (NIST) through Stama Scientific Limited.

The standard for Wavelength Certificate No. 111583 and 111584
The standard for Photometric Certificate No. 9114984 and 111588
The standard for Stray light Certificate No. 111586 and 111585
The standard for Spectral resolution Certificate No. 111587

Person in charge
(Mr. Nattapet Rungueang)

Authorized signatory
(Mr. Nitnun Srihawan)

This certificate is issued for the units of measurement according to the International System of Units (SI). It provides traceability of measurement to international or national standard or other recognized national standard laboratories.

The measurement uncertainty stated in the expanded uncertainty which is obtained from the standard uncertainty multiplied by the coverage factor (k=2) to provide a level of confidence of approximately 95%. It is determined in accordance with the Guide to Expression of Uncertainty in Measurement (GUM).

These results may be affected by deviations from specified conditions. The results relate only to the items tested, calibrated or sampled. The report shall not be reproduced except in full without approval of DKSH Technology Limited.

บริษัท ดีเคเอส อีเซีย จำกัด
DKSH Technology Limited
2533 หมู่ 5 ถนนสายเอเชีย ตำบลบ้านใหม่ อำเภอวังจันทร์ จังหวัดระยอง 20200
2533 Sukhumvit Road, Bangkok, Prachinburi, Bangkok 10200
Phone: +66 2639 7000 Email: info.asia@dksh.com Website: www.dksh.com/asia-thailand

Delivering Growth - In Asia and Beyond.

CAL-FM-C06-15: 12 Sep 2022



Certificate No.: C06230441 Page 2 of 3

Calibration Results: Without Adjustment

Wavelength Accuracy (nm), The spectral bandwidth of Std at 2 nm and UUC at 2 nm				
Standard Wavelength	Unit Under Calibration	Correction	Uncertainty	
418.61	418.3	0.31	0.13	
536.66	536.6	0.06	0.13	
637.98	638.3	-0.32	0.13	
748.48	748.7	-0.22	0.13	
807.03	807.4	-0.37	0.13	

Photometric Accuracy (Absorbance)				
Wavelength	Standard absorbance	Unit Under Calibration	Correction	Uncertainty
420 nm	0.0000	0.000	0.0000	0.0045
	0.2930	0.289	0.0040	0.0045
	0.5168	0.519	-0.0022	0.0045
	1.0298	1.029	0.0008	0.0045
440 nm	0.0000	0.000	0.0000	0.0045
	0.2867	0.283	0.0037	0.0045
	0.5073	0.509	-0.0017	0.0045
	1.0083	1.007	0.0013	0.0045
465 nm	0.0000	0.000	0.0000	0.0045
	0.2516	0.250	0.0016	0.0045
	0.4595	0.462	-0.0025	0.0045
	0.9334	0.933	0.0004	0.0045
546.1 nm	0.0000	0.000	0.0000	0.0045
	0.2461	0.245	0.0011	0.0045
	0.4652	0.466	-0.0008	0.0045
	0.9468	0.946	0.0008	0.0045
590 nm	0.0000	0.000	0.0000	0.0045
	0.2584	0.259	-0.0004	0.0045
	0.5040	0.505	-0.0010	0.0045
	1.0032	1.002	0.0012	0.0045
635 nm	0.0000	0.000	0.0000	0.0045
	0.2579	0.257	0.0009	0.0045
	0.4971	0.497	0.0001	0.0045
	0.9720	0.971	0.0010	0.0045

บริษัท ดีเคเอส อีเซีย จำกัด
DKSH Technology Limited
2533 หมู่ 5 ถนนสายเอเชีย ตำบลบ้านใหม่ อำเภอวังจันทร์ จังหวัดระยอง 20200
2533 Sukhumvit Road, Bangkok, Prachinburi, Bangkok 10200
Phone: +66 2639 7000 Email: info.asia@dksh.com Website: www.dksh.com/asia-thailand

Delivering Growth - In Asia and Beyond.

CAL-FM-C06-15: 12 Sep 2022



Certificate No.: C06230441 Page 3 of 3

ใบตรวจสอบสภาพเครื่องวัดสิ่งแวดล้อม

เลขที่ใบงาน: WO-00005382

Calibration Results: Without Adjustment

Photometric Accuracy (Absorbance)				
Wavelength	Standard absorbance	Unit Under Calibration	Correction	Uncertainty
235 nm	0.0000	0.000	0.0000	0.0080
	0.7355	0.737	-0.0015	0.0080
257 nm	0.0000	0.000	0.0000	0.0080
	0.8574	0.857	0.0004	0.0080
313 nm	0.0000	0.000	0.0000	0.0080
	0.2864	0.290	-0.0036	0.0080
350 nm	0.0000	0.000	0.0000	0.0080
	0.6374	0.637	0.0004	0.0080

Stray light *				
Standard: cut-off	UUC: Wavelength (nm)	UUC: Transmission (%T)	Absorbance (A)	
260.82 +/- 0.11 nm	260.8	1.3	1.886	
391.44 +/- 0.11 nm	391.4	1.3	1.886	

Spectral Resolution *				
Nominal Concentration 0.02 % v/v	Peak	Trough	Ratio	SBW
Standard Wavelength (nm)	268.66	268.69	1.38	2.00
UUC: Wavelength (nm)	268.2	268.1		
Std Absorbance (A)	0.4566	0.2780		
Absorbance (A)	0.413	0.300		

* Calibration Marked * Not TISI Accredited * In this Certificate have been included for completeness.

The End of Certificate

ชนิดเครื่องมือ: SPECTROPHOTOMETER		รุ่น: DR8000	หมายเลขเครื่อง: 1627845		
ตรวจสอบ (วัน)		รายการตรวจสอบ	ตรวจสอบ (สัปดาห์)		หมายเหตุ
18 Sep 2023			18 Sep 2023		
ปกติ	ไม่ปกติ		ปกติ	ไม่ปกติ	
		General			
<input checked="" type="checkbox"/>	<input type="checkbox"/>	1. ความสมบูรณ์เครื่อง	<input checked="" type="checkbox"/>	<input type="checkbox"/>	
<input checked="" type="checkbox"/>	<input type="checkbox"/>	2. ความสะอาด (ช่องใส่ตัวอย่าง, ภายใน-นอกเครื่อง)	<input checked="" type="checkbox"/>	<input type="checkbox"/>	
<input checked="" type="checkbox"/>	<input type="checkbox"/>	3. สวิตช์ ปิด – เปิด เครื่อง (On-Off Switch)	<input checked="" type="checkbox"/>	<input type="checkbox"/>	
<input checked="" type="checkbox"/>	<input type="checkbox"/>	4. ปุ่มกด (Keypad)	<input checked="" type="checkbox"/>	<input type="checkbox"/>	
<input checked="" type="checkbox"/>	<input type="checkbox"/>	5. หน้าจอ (Display, Screen Contrast)	<input checked="" type="checkbox"/>	<input type="checkbox"/>	
		Spectrophotometer			
<input type="checkbox"/>	<input type="checkbox"/>	6. แบตเตอรี่สำรอง (Battery Backup) >= 2.5 VDC	<input type="checkbox"/>	<input type="checkbox"/>	
<input type="checkbox"/>	<input type="checkbox"/>	7. ควบคุมเลือกความยาวคลื่น (Wavelength Control)	<input type="checkbox"/>	<input type="checkbox"/>	
<input checked="" type="checkbox"/>	<input type="checkbox"/>	8. ความยาวคลื่น (Wavelength Check)	<input checked="" type="checkbox"/>	<input type="checkbox"/>	*
<input checked="" type="checkbox"/>	<input type="checkbox"/>	9. แหล่งกำเนิดแสง (UV < 3,000 hour)	<input checked="" type="checkbox"/>	<input type="checkbox"/>	9.2 Hours
<input checked="" type="checkbox"/>	<input type="checkbox"/>	10. แหล่งกำเนิดแสง (Visible < 5,000 hour)	<input checked="" type="checkbox"/>	<input type="checkbox"/>	741.5 Hours
<input checked="" type="checkbox"/>	<input type="checkbox"/>	11. ช่องวัดหลายตัวอย่าง (Carousel Module)	<input checked="" type="checkbox"/>	<input type="checkbox"/>	
		pH Meter and Conductivity Meter			
<input type="checkbox"/>	<input type="checkbox"/>	12. อิเล็กโทรด (Electrode and Connection Cable)	<input type="checkbox"/>	<input type="checkbox"/>	
<input type="checkbox"/>	<input type="checkbox"/>	13. ระดับสารละลายใน Electrode (Level KCl)	<input type="checkbox"/>	<input type="checkbox"/>	
<input type="checkbox"/>	<input type="checkbox"/>	14. ฝาปิดกันปลาย Electrode (Dust Protection Hood)	<input type="checkbox"/>	<input type="checkbox"/>	
<input type="checkbox"/>	<input type="checkbox"/>	15. ขาตั้งอิเล็กโทรด (Stand)	<input type="checkbox"/>	<input type="checkbox"/>	
		Turbidimeter			
<input type="checkbox"/>	<input type="checkbox"/>	16. ค่าความขุ่นที่ต่ำสุด (No Sample)	<input type="checkbox"/>	<input type="checkbox"/>	
<input type="checkbox"/>	<input type="checkbox"/>	17. ระดับการกรองตัวอย่างของแสง (>= 2.5 ไม่นับ 3.0)	<input type="checkbox"/>	<input type="checkbox"/>	
		Automatic Dilutor			
<input type="checkbox"/>	<input type="checkbox"/>	18. สลัก Pison Burettes	<input type="checkbox"/>	<input type="checkbox"/>	
<input type="checkbox"/>	<input type="checkbox"/>	19. Function Rinsing and Dosing	<input type="checkbox"/>	<input type="checkbox"/>	
<input type="checkbox"/>	<input type="checkbox"/>	20. ระบบท่อส่งยาและอุปกรณ์ประกอบ	<input type="checkbox"/>	<input type="checkbox"/>	

เพิ่มปริมาณตัวอย่าง: *656.1nm=656.1nm
*486.0nm=485.5nm

Mr.Nattapet Rungueang
Service Engineer

บริษัท ดีเคเอส อีเซีย จำกัด
DKSH Technology Limited
2533 หมู่ 5 ถนนสายเอเชีย ตำบลบ้านใหม่ อำเภอวังจันทร์ จังหวัดระยอง 20200
2533 Sukhumvit Road, Bangkok, Prachinburi, Bangkok 10200
Phone: +66 2639 7000 Email: info.asia@dksh.com Website: www.dksh.com/asia-thailand

Delivering Growth - In Asia and Beyond.

CAL-FM-C06-15: 12 Sep 2022

บริษัท ดีเคเอส อีเซีย จำกัด
DKSH Technology Limited
2533 หมู่ 5 ถนนสายเอเชีย ตำบลบ้านใหม่ อำเภอวังจันทร์ จังหวัดระยอง 20200
2533 Sukhumvit Road, Bangkok, Prachinburi, Bangkok 10200
Phone: +66 2639 7000 Email: info.asia@dksh.com Website: www.dksh.com/asia-thailand

Delivering Growth - In Asia and Beyond.

CAL-FM-R31-03: 20 Jul 2022



SARTORIUS

Certificate of Calibration

REVIEW BY *Thanitak*
APPROVED BY *D. J. J.*
NEXT CAL DATE 02/02/2025

Model Number: MSE224S-100-DU Certificate No.: 24B010089
Description: Analytical Balance Issued Date: Friday, February 23, 2024
Serial Number: 0026207038 Reference No.: 229196
ID No.: RYG_EN0002
Manufacturer: Sartorius Page No.: 1 of 2

Customer Name: ALS Laboratory Group (Thailand) Co., Ltd. (Rayong Branch)
616/10 Moo 5 T. Maenam Khu, A. Pluak Daeng, Rayong 21140, Thailand.

Calibrated Place: ALS Laboratory Group (Thailand) Co., Ltd. (Balance Room)
616/10 Moo 5 T. Maenam Khu, A. Pluakdaeng, Rayong 21140, Thailand.

Calibrated By: Mr. Chonchai Inthana
Calibration Date: Thursday, February 22, 2024
Calibration Procedure No.: This calibration was conducted by
Using in-house calibration procedure number (WI-003)
Based on UKAS LAB 14: 2019

Metrological data: Capacity: 220 g Readability: 0.0001 g
Ambient Conditions: Temperature: 24.2 °C ± 5.0 °C
Humidity: 57.0 % RH ± 10.0 % RH
Pressure: ±
Reasons for calibration: ☐ New Installation ☐ Service / Repair ☒ Re-calibration/ Maintenance
Equipment Condition: ☒ Good Operate ☐ Fair

Measurement Method UKAS Publication Ref: Lab 14
The measurement uncertainty stated is the expanded uncertainty which is obtained from the standard uncertainty multiplied by the coverage factor (k=2) to provide a level of confidence of approximately 95%. It is determined in accordance with the Guide to Expression of Uncertainty in Measurement (GUM). The calibration certificate documents the traceability to National Standards, which realise the unit of measurement according to the International Standard System of Units (SI). Report of Tolerance came from list of Sartorius Metrological Specifications.

Traceability:

Model Number	Description	Traceability	Certificate No.	Due Date
YCS011-522-00	Sartorius weight set 1mg - 5000g E2, YCS011-522-00	TCS	M2308197S	23-Aug-2025
MHB-382SD	Humidity/Barometer/Temp. Lutron MHB-382SD	DKSH	C19231845	23-Aug-2024

This certificate relate and apply this equipment only.
This certificate may not be reproduced other than in full except with the prior written approval of the Verification Operation Division Sartorius (Thailand) Co., Ltd.

Mr. Chonchai Inthana

Mr. Chonchai Inthana (Technical Manager)



SOP FM 33 03 February 2022

SARTORIUS

Certificate of Calibration

Model Number: MSE224S-100-DU Certificate No.: 24B010089
Description: Analytical Balance Issued Date: Friday, February 23, 2024
Serial Number: 0026207038 Reference No.: 229196
ID No.: RYG_EN0002
Manufacturer: Sartorius Page No.: 2 of 2

Calibration Results : Without Adjustment

Repeatability			Eccentricity (Off-center loading error)		
The reproducibility is the ability of a weighing instrument to display nearly identical readings under constant test conditions when the same load within a measurement series is placed repeatedly on the weighing pan in the same manner. The standard deviation is used to express reproducibility quantitatively.			The off-center loading error is yielded by the difference between the readout of the load, i.e. 1/3 or 1/4 of maximum capacity, placed in the middle of the weighing pan and between each of four additional measurement points (positions defined according to OIML R76).		
Nominal Value : (Low Load)	20.0000	199.9999	Nominal value :	100	g
20 g	20.0000	200.0000	Tolerance	0.0004	g
Tolerance	0.0001	0.0001	Difference		
Nominal Value : (High Load)	19.9999	200.0000	1		
200 g	20.0000	200.0000	2 -0.0001		
Tolerance	0.0001	0.0001	3 -0.0001		
Standard Deviation			4 0.0000		
0.00007			5 -0.0001		
0.00006			6 -		

Linearity
The linearity, also called linearity error. Describes the deviation of the characteristic curve of a weighing instrument from the linear slope.

Tolerance 0.0002 g				
Nominal Value (g)	Conventional Mass Value (g)	Displayed Value (g)	Deviation (g)	Uncertainty (g)
0.01	0.0100	0.0100	0.0000	0.00018
0.05	0.0500	0.0500	0.0000	0.00018
0.1	0.1000	0.1000	0.0000	0.00018
0.5	0.5000	0.5000	0.0000	0.00018
1	1.0000	1.0000	0.0000	0.00018
5	5.0000	5.0000	0.0000	0.00018
10	10.0000	10.0000	0.0000	0.00018
20	20.0000	20.0000	0.0000	0.00024
50	50.0000	49.9999	-0.0001	0.00019
100	100.0000	100.0000	0.0000	0.00023
200	200.0000	199.9999	-0.0001	0.00032

End of Report.

SOP FM 33 03 February 2022



TECHNOLOGY PROMOTION ASSOCIATION (THAILAND-JAPAN)
CORPORATE SERVICES 3: EQUIPMENT CALIBRATION AND TESTING SERVICES
534/4 PATTANAKARN ROAD SOI 18, SUANLUANG, SUANLUANG BANGKOK 10250
TEL. 0-2717-3000-29 FAX. 0-2719-9484



Certificate of Calibration

Cert. No.: 24TM632
Page: 1 of 3

Equipment: Hot Air Oven
Manufacturer: Memmert
Model: UFE 500
Serial No.: G511.1572
ID No.: RYG_EN0010

REVIEW BY *Thanitak*
APPROVED BY *D. J. J.*
NEXT CAL DATE 21/09/25

Submitted by: ALS Laboratory Group (Thailand) Co., Ltd. (Rayong Branch)
616/10 Moo 5 T. Maenam Khu, A. Pluakdaeng, Rayong 21140 Thailand
Oven Room

Received Order: 21 March 2024
Calibration Date: 21 March 2024
Ambient Temperature: (26 ± 10) °C
Relative Humidity: (50 ± 30) %

Calibrated by: Man Pattanapongpaiboon

Approved by: *Man Pattanapongpaiboon*
Approved Signatory
() Pomthipha Tameyakul
() Unnopphol Harachai
(x) Suwit Imjai

Issue Date: 22 March 2024



Equipment: Hot Air Oven
Condition As-Received: Used Item
Reference: 2403-0563OC-1

Cert. No.: 24TM632
Page: 2 of 3

Procedure Used: Calibration was conducted using calibration procedure CP-OT02 according to direct measurement method with Data Acquisition which connected with Resistance Temperature Detector (RTD) and Thermocouple Type T.

The temperature scale used was based on ITS-90.

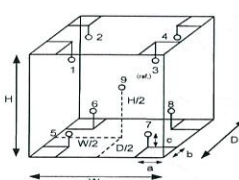
Condition of this result of calibration

- Reference standard instrument:
Instrument Serial No. Cert. No. Traceable Due Date
1) Data Acquisition MY57013711 23LM115 TPA 11 Jul 2024
- This certificate is valid only to the item calibrated on date and place of calibration.
- This certificate is traceable to the International System of Unit.

Remark: TPA: Technology Promotion Association (Thailand - Japan)

Result of Calibration: (*) Without Adjustment
Function of UUC*: Temperature Source
Fresh air setting: Close

Environment during calibration		
	Beginning	Finished
Temp. (°C)	27	27
REL.Humid. (%)	57	59
AC Supply (Volt)	222	224



Probe Installation Details: Dimension of Chamber:
a = 5.0 cm D = 0.40 m
b = 5.0 cm W = 0.56 m
c = 5.0 cm H = 0.48 m
Capacity = 0.11 m³

Ref. Std. ID No.: @ Calibration Point		
Position:	(180) °C	(104) °C
1	18-18TC-01	18-18TD-01
2	18-18TC-02	18-18TD-02
3	18-18TC-03	18-18TD-03
4	18-18TC-04	18-18TD-04
5	18-18TC-05	18-18TD-05
6	18-18TC-06	23-18TD-06
7	18-18TC-07	18-18TD-07
8	18-18TC-08	22-18TD-08
9 (ref.)	18-18TC-09	18-18TD-09

The Uncertainties are for a confidence probability of approximately 95%

This certificate may not be reproduced other than in full, except with the prior written approval of the head of Corporate Services 3: Equipment Calibration and Testing Services.



Equipment : Hot Air Oven
Condition As-Received : Used Item
Reference : 2403-0563OC-1
Result of Calibration :- (*) Without Adjustment
Function of UUC* : Temperature Source
Fresh air setting : Close

Cert. No.: 24TM632
Page : 3 of 3

Calibration Point (°C)	UUC* Setting (°C)	UUC* Reading (°C)	Temperature stability (± °C)	Temperature uniformity (°C)	Overall Variation (°C)	Coverage Factor k
104.0	104.0	104.0	0.051	0.59	0.62	2
180.0	180.0	180.0	0.15	1.3	1.7	2

Calibration Point (°C)	Measured Temperature (°C)									Uncertainty (± °C)
	1	2	3	4	5	6	7	8	9 (ref.)	
104.0	103.921	103.786	103.757	103.759	103.950	103.817	104.213	103.672	103.673	0.42
180.0	179.614	179.270	179.145	179.599	180.001	180.423	180.293	180.629	179.429	1.1

Average* : The average of 30 values in each position.
Temperature stability : One-half of the greatest maximum difference of measured temperature at any one sensor.
Temperature uniformity : The maximum difference of measured temperatures at any sensors and the measured temperature at the reference location which are observed at the same time or at as close an observation time as possible to determine the temperature pattern or homogeneity within the chamber under steady-state conditions.
Overall Variation : The Difference of the maximum and minimum measured temperatures throughout observation.
UUC* : Unit Under Calibration
Note : The reported uncertainty of measurement was included stability and excluded uniformity .

The reported uncertainty of measurement was based on a standard uncertainty multiplied by a coverage factor k, providing a level of confidence of approximately 95 %.

-o0o-



TECHNOLOGY PROMOTION ASSOCIATION (THAILAND-JAPAN)
CORPORATE SERVICES 3: EQUIPMENT CALIBRATION AND TESTING SERVICES
534/4 PATTANAKARN ROAD SOI 18, SUANLIANG, SUANLIANG BANGKOK 10250
TEL.0-2717-3009-29 FAX.0-2719-9484



Certificate of Calibration

Cert. No.: 24TM634
Page : 1 of 3

Equipment : Hot Air Oven
Manufacturer : Memmert
Model : UF 110
Serial No. : B423.0853
ID No. : RYG_EN0213

Submitted by : ALS Laboratory Group (Thailand) Co.,Ltd. (Rayong Branch)
616/10 Moo 5 T. Maenam Khu,
A. Pluakdaeng,
Rayong 21140 Thailand
Location : Oven Room

Received Order : 21 March 2024
Calibration Date : 21 - 22 March 2024
Ambient Temperature : (26 ± 10) °C
Relative Humidity : (50 ± 30) %

Calibrated by : Man Pattanapongpalboon

Approved by :
Approved Signatory

() Pornthippa Tameyakul
() Unnopphol Harachai
(x) Suwit Imjai

Issue Date : 23 March 2024

The Uncertainties are for a confidence probability of approximately 95%
This certificate may not be reproduced other than in full, except with the prior written approval of the head of Corporate Services 3 : Equipment Calibration and Testing Services.



Equipment : Hot Air Oven
Condition As-Received : Used Item
Reference : 2403-0563OC-3
Procedure Used :-

Calibration were conducted using calibration procedure CP-OT02 according to direct measurement method with Data Acquisition which connected with Resistance Temperature Detector (RTD) and Thermocouple Type T.
The temperature scale used was based on ITS-90.

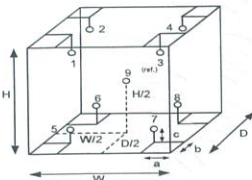
Condition of this result of calibration

- Reference standard instrument:

Instrument	Serial No.	Cert. No.	Traceable	Due Date
1) Data Acquisition	MY57013711	23LM115	TPA	11 Jul 2024
- This certificate is valid only to the item calibrated on date and place of calibration.
- This certification is traceable to the International System of Unit.

Remark : TPA : Technology Promotion Association (Thailand - Japan)

Result of Calibration :- (*) Without Adjustment
Function of UUC* : Temperature Source
Fresh air setting : Close



Probe Installation Details : Dimension of Chamber :
a = 5.0 cm D = 0.40 m
b = 5.0 cm W = 0.56 m
c = 5.0 cm H = 0.48 m
Capacity = 0.11 m³

Environment during calibration		
	Beginning	Finished
Temp. (°C)	27	27
REL.Humid. (%)	59	59
AC Supply (Volt)	224	223

Ref. Std. ID No.: @ Calibration Point		
Position :	(180) °C	(104) °C
1	18-18TC-01	18-18RTD-01
2	18-18TC-02	18-18RTD-02
3	18-18TC-03	18-18RTD-03
4	18-18TC-04	18-18RTD-04
5	18-18TC-05	18-18RTD-05
6	18-18TC-06	23-18RTD-06
7	18-18TC-07	18-18RTD-07
8	18-18TC-08	22-18RTD-08
9 (ref.)	18-18TC-09	18-18RTD-09



Equipment : Hot Air Oven
Condition As-Received : Used Item
Reference : 2403-0563OC-3
Result of Calibration :- (*) Without Adjustment
Function of UUC* : Temperature Source
Fresh air setting : Close

Cert. No.: 24TM634
Page : 3 of 3

Calibration Point (°C)	UUC* Setting (°C)	UUC* Reading (°C)	Temperature stability (± °C)	Temperature uniformity (°C)	Overall Variation (°C)	Coverage Factor k
104.0	104.0	104.0	0.065	0.52	0.90	2
180.0	180.0	180.0	0.20	1.2	2.0	2

Calibration Point (°C)	Measured Temperature (°C)									Uncertainty (± °C)
	1	2	3	4	5	6	7	8	9 (ref.)	
104.0	104.169	103.506	103.898	103.712	103.772	103.730	104.289	103.805	103.798	0.42
180.0	180.701	179.239	179.935	179.999	180.127	180.138	180.895	179.313	180.211	1.1

Average* : The average of 30 values in each position.
Temperature stability : One-half of the greatest maximum difference of measured temperature at any one sensor.
Temperature uniformity : The maximum difference of measured temperatures at any sensors and the measured temperature at the reference location which are observed at the same time or at as close an observation time as possible to determine the temperature pattern or homogeneity within the chamber under steady-state conditions.
Overall Variation : The Difference of the maximum and minimum measured temperatures throughout observation.
UUC* : Unit Under Calibration
Note : The reported uncertainty of measurement was included stability and excluded uniformity .

The reported uncertainty of measurement was based on a standard uncertainty multiplied by a coverage factor k, providing a level of confidence of approximately 95 %.

-o0o-



Certificate of Calibration

Cert. No.: 24TM635
Page : 1 of 3

Equipment : Water Bath
Manufacturer : Memmert
Model : WNB22
Serial No. : L513.0648
ID No. : RYG_EN0061

Submitted by : ALS Laboratory Group (Thailand) Co.,Ltd. (Rayong Branch)
616/10 Moo 5, T. Maenam Khu,
A. Phukdaeng,
Rayong 21140, Thailand
Location : Wet Chemistry Lab

Received Order : 21 March 2024
Calibration Date : 21 March 2024
Ambient Temperature : (26 ± 10) °C
Relative Humidity : (50 ± 30) %

Calibrated by : Man Pattanapongpalboon

Approved by :

() Pomthippa Tameyakul
() Unnopphol Harachai
(✓) Suwit Imjai

Issue Date : 23 March 2024

The Uncertainties are for a confidence probability of approximately 95%

This certificate may not be reproduced other than in full, except with the prior written
Approval of the head of Corporate Services 3 : Equipment Calibration and Testing Services.

REVIEW BY *Tharitat.*
APPROVED BY *D. J. J. J.*
NEXT CAL DATE 21/09/25



Equipment : Water Bath
Condition As-Received : Used Item
Reference : 2403-0563OC-4
Procedure Used :-

Cert. No.: 24TM635
Page : 2 of 3

Calibration were conducted using in-house calibration procedure CP-OT04 Based on ASTM E715 according to direct measurement method with Data Acquisition which connected with Industrial Platinum Resistance Thermometer (IPRT).

The temperature scale used was based on ITS-90.

Condition of this result of calibration

1. Reference standard instrument:-

Instrument	Serial No.	Cert. No.	Traceable	Due Date
1) Data Acquisition	MY57013711	23LM115	TPA	11 Jul 2024

2. This certificate is valid only to the item calibrated on date and place of calibration.
3. This certification is traceable to the International System of Unit.

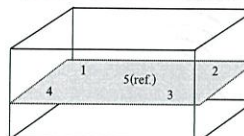
Remark : TPA : Technology Promotion Association (Thailand - Japan)

Result of Calibration :- (*) Without Adjustment

Function of UUC* : Temperature Source

Heat transfer medium used : Water

	Environmental		AC Voltage Supply
	(°C)	(%R.H.)	
Beginning of Calibration	25	55	222
Finished of Calibration	25	57	223



Front

Position :	Ref. Std. ID No.:
1	4803988-001
2	4803988-002
3	4803988-003
4	4803988-004
5(ref.)	4803988-005



Equipment : Water Bath
Condition As-Received : Used Item
Reference : 2403-0563OC-4
Result of Calibration :- (*) Without Adjustment
Function of UUC* : Temperature Source

Cert. No.: 24TM635
Page : 3 of 3

Calibration point (°C)	UUC* Setting (°C)	UUC* Reading (°C)	Average* Standard Reading (°C)					Uncertainty (± °C)
			1	2	3	4	5 (ref.)	
85.0	85.0	85.0	84.428	84.424	84.489	84.507	84.477	0.18

Calibration point (°C)	Uniformity (°C)	Stability (± °C)	Coverage Factor k
85.0	0.19	0.11	2

Average* : The average of 30 values in each position.

Uniformity : The maximum difference of measured temperatures at any sensors and the measured temperature at the reference location which are observed at the same time or at as close an observation time as possible to determine the temperature pattern or homogeneity within the chamber under steady-state conditions.

Stability : One-half of the greatest maximum difference of measured temperature at any one probe.

UUC* : Unit Under Calibration

Note : The reported uncertainty of measurement was included stability and excluded uniformity.

The reported uncertainty of measurement was based on a standard uncertainty multiplied by a coverage factor *k*, providing a level of confidence of approximately 95 %.

-o0o-

ภาคผนวก จ

สำเนาหนังสืออนุญาตขึ้นทะเบียนห้องปฏิบัติการวิเคราะห์เอกชน

ที่ เอก ๐๓๑๐(๑)/ ๑ ๖ ๑ ๖ ๘



กรมโรงงานอุตสาหกรรม
ถนนพระรามที่ ๖ แขวงทุ่งพญาไท
เขตราชเทวี กรุงเทพฯ ๑๐๕๐๐

๒ ๐ พฤศจิกายน ๒๕๖๖

เรื่อง ค่ออายุหนังสือรับขึ้นทะเบียนห้องปฏิบัติการวิเคราะห์เอกชน

เรียน กรรมการผู้จัดการ บริษัท เอแอลเอส แลบบอราทอรี กรุ๊ป (ประเทศไทย) จำกัด

อ้างถึง คำขอขึ้นทะเบียน/ค่ออายุ/เปลี่ยนแปลงบุคลากร และชนิดสารมลพิษของห้องปฏิบัติการวิเคราะห์เอกชน
ลงวันที่ ๔ สิงหาคม ๒๕๖๖

- สิ่งที่ส่งมาด้วย ๑. รายชื่อผู้ควบคุมดูแลห้องปฏิบัติการวิเคราะห์ จำนวน ๑ แผน
๒. รายชื่อเจ้าหน้าที่ประจำห้องปฏิบัติการวิเคราะห์ จำนวน ๕ แผน
๓. ขอบข่ายสารมลพิษที่ได้รับขึ้นทะเบียนจากกรมโรงงานอุตสาหกรรม จำนวน ๓๑ แผน

ตามหนังสืออ้างถึง บริษัท เอแอลเอส แลบบอราทอรี กรุ๊ป (ประเทศไทย) จำกัด ขอค่ออายุหนังสือ
รับขึ้นทะเบียนห้องปฏิบัติการวิเคราะห์เอกชน เลขทะเบียน ๖-๒๐๔๔ สถานที่ตั้งเลขที่ ๑๐๔ ซอยพัฒนาการ ๔๐
ถนนพัฒนาการ แขวงพัฒนาการ เขตสวนหลวง กรุงเทพมหานคร กรมโรงงานอุตสาหกรรม นั้น

กรมโรงงานอุตสาหกรรมพิจารณาแล้ว ให้บริษัท เอแอลเอส แลบบอราทอรี กรุ๊ป (ประเทศไทย) จำกัด
ค่ออายุหนังสือรับขึ้นทะเบียนห้องปฏิบัติการวิเคราะห์เอกชน โดยมีองค์ประกอบดังนี้

ก. ผู้ควบคุมดูแลห้องปฏิบัติการวิเคราะห์ จำนวน ๖ ราย ตามสิ่งที่ส่งมาด้วย ๑

ข. เจ้าหน้าที่ประจำห้องปฏิบัติการวิเคราะห์ ๑๔๘ ราย ตามสิ่งที่ส่งมาด้วย ๒

ค. ขอบข่ายสารมลพิษที่ได้รับขึ้นทะเบียนไว้วิเคราะห์ในน้ำเสีย น้ำใต้ดิน อากาศเสีย สิ่งปฏิกูล
หรือวัสดุที่ไม่ใช่แล้ว และดิน ตามสิ่งที่ส่งมาด้วย ๓

หนังสือฉบับนี้จะหมดอายุในวันที่ ๒ กันยายน ๒๕๖๘ หากประสงค์จะค่ออายุหนังสือ
รับขึ้นทะเบียนห้องปฏิบัติการวิเคราะห์เอกชน ให้ยื่นคำขอค่ออายุพร้อมเอกสารประกอบคำขอต่อ
กรมโรงงานอุตสาหกรรม ภายใน ๓๐ วัน ก่อนวันสิ้นสุดของหนังสือรับขึ้นทะเบียนห้องปฏิบัติการวิเคราะห์เอกชน
ทั้งนี้ สามารถยื่นคำขอผ่านระบบอิเล็กทรอนิกส์ได้ที่หน้าเว็บไซต์กรมโรงงานอุตสาหกรรม

จึงเรียนมาเพื่อทราบ

ขอแสดงความนับถือ

(นายธีระ จันทน์เอก)

นักวิทยาศาสตร์สิ่งแวดล้อมชำนาญการพิเศษ
ผู้อำนวยการกองส่งเสริมและพัฒนาระบบ
ปฏิบัติการทางเคมีและชีวเคมี กรมโรงงานอุตสาหกรรม

กองวิจัยและเฝ้าระวังมลพิษโรงงาน

กลุ่มมาตรฐานวิธีการวิเคราะห์ทดสอบมลพิษและทะเบียนห้องปฏิบัติการ

โทร. ๐ ๒๔๓๐ ๖๓๑๒ ต่อ ๒๑๐๓-๕

โทรสาร ๐ ๒๔๓๐ ๖๓๑๒ ต่อ ๒๑๐๔

ไปรษณีย์อิเล็กทรอนิกส์ saraban@dew.mail.go.th



"อุตสาหกรรมก้าวไกล ประเทศไทยก้าวหน้า ร่วมกันพัฒนา อุตสาหกรรมสีเขียว"



เอกสารแนบท้ายหนังสือรับค่ออายุขึ้นทะเบียนห้องปฏิบัติการวิเคราะห์เอกชน
บริษัท เอแอลเอส แลบบอราทอรี กรุ๊ป (ประเทศไทย) จำกัด เลขทะเบียน ๖-๒๐๔๔
ที่ เอก ๐๓๑๐(๑)/ ๑ ๖ ๑ ๖ ๘ ลงวันที่ ๒ ๐ พฤศจิกายน ๒๕๖๖

ก. ผู้ควบคุมดูแลห้องปฏิบัติการวิเคราะห์ จำนวน ๖ ราย

- ๑) นางสาวพภาพร จันทร์ปลั่ง
- ๒) นางสาวชัชชนิ โภภะกุล ณ นคร
- ๓) นายศรายุทธ จิตรานนท์
- ๔) นางสาวกนกกร เอนก
- ๕) นายสุริยา สอนแก้ว
- ๖) นายวิชาญ ชุนพริต

- ทะเบียนเลขที่ ๖-๒๐๔๔-๑-๐๐๐๑
ทะเบียนเลขที่ ๖-๒๐๔๔-๑-๐๐๐๒
ทะเบียนเลขที่ ๖-๒๐๔๔-๑-๐๐๐๓
ทะเบียนเลขที่ ๖-๒๐๔๔-๑-๐๐๐๔
ทะเบียนเลขที่ ๖-๒๐๔๔-๑-๐๐๐๕
ทะเบียนเลขที่ ๖-๒๐๔๔-๑-๐๐๐๖

31/11/2566

สิ่งที่ส่งมาด้วย ๒

- ๒ -

เอกสารแนบท้ายหนังสือรับค่ออายุขึ้นทะเบียนห้องปฏิบัติการวิเคราะห์เอกชน

บริษัท เอแอลเอส แลบบอราทอรี กรุ๊ป (ประเทศไทย) จำกัด เลขทะเบียน ๖-๒๐๔๔
ที่ เอก ๐๓๑๐(๑)/ ๑ ๖ ๑ ๖ ๘ ลงวันที่ ๒ ๐ พฤศจิกายน ๒๕๖๖

ข. เจ้าหน้าที่ประจำห้องปฏิบัติการวิเคราะห์ จำนวน ๑๔๘ ราย

- ๑) นายการณพัฒน์ กิตติคุณวัฒน์
- ๒) นายภัทรพล สว่างเจริญ
- ๓) นายธนธิ์ เพ็ญชัยคำ
- ๔) นายศิริโชค พงษ์ประสม
- ๕) นายณัฐวุฒิ คังแพง
- ๖) นางสาวจิราภา จิตจรูญ
- ๗) นางสาวสวริตรี น้อยเสียม
- ๘) นางสาวณัฐกาญจน์ อิมขม
- ๙) นางสาวนันทิรา สายเสียง
- ๑๐) นางสาวนันทิรา สมบูรณ์
- ๑๑) นางสาวศรียา เถลิงธำรงค์
- ๑๒) นางสาวณัฐพร มงคลจิตรวุฒิ
- ๑๓) นางสาวศิริลักษณ์ บุญนาค
- ๑๔) นายพนพงค์ จันทร์พันธุ์
- ๑๕) นายเนตรเชษฐ โภภะกุล
- ๑๖) นายธินา จริยา
- ๑๗) นางสาวเกศรินทร์ แก้วมัน
- ๑๘) นางสาวสุวิมล ชัยเรืองวุฒิ
- ๑๙) นางสาวสุชาดา ธรรณการ
- ๒๐) นางสาวเมธิกา ชัยเชษฐกุล
- ๒๑) นางสาวศศิธร หนูสวัสดิ์
- ๒๒) นางสาวเสาวลักษณ์ ภูณากาพร
- ๒๓) นายอภิสิทธิ์ สิงหา
- ๒๔) นายศักดิ์สิทธิ์ โพธิ์พิสุทธิ
- ๒๕) ว่าที่ร้อยตรีหญิง พรหมนิภา จำเริญ
- ๒๖) นางจิตติ คำแก้ว
- ๒๗) นางสาวอรรณพ รักษ์
- ๒๘) นางสาวนันทิรา นิ่มกรบาล
- ๒๙) นายจุลเดช วารินทร์
- ๓๐) นางสาวดาญรัตน์ ร้องคำ
- ๓๑) นายพรมณ์ ศรีปิ่นนคร
- ๓๒) นายสุทธิ สอนิม
- ๓๓) ว่าที่ร้อยตรี เถลิงเกียรติ อมศรีเสริม
- ๓๔) นางสาววริยา สร้างนา
- ๓๕) นายอนุพงศ์ รัตนศรีประเสริฐ

- ทะเบียนเลขที่ ๖-๒๐๔๔-๑-๐๐๐๑
ทะเบียนเลขที่ ๖-๒๐๔๔-๑-๐๐๐๒
ทะเบียนเลขที่ ๖-๒๐๔๔-๑-๐๐๐๓
ทะเบียนเลขที่ ๖-๒๐๔๔-๑-๐๐๐๔
ทะเบียนเลขที่ ๖-๒๐๔๔-๑-๐๐๐๕
ทะเบียนเลขที่ ๖-๒๐๔๔-๑-๐๐๐๖
ทะเบียนเลขที่ ๖-๒๐๔๔-๑-๐๐๐๗
ทะเบียนเลขที่ ๖-๒๐๔๔-๑-๐๐๐๘
ทะเบียนเลขที่ ๖-๒๐๔๔-๑-๐๐๐๙
ทะเบียนเลขที่ ๖-๒๐๔๔-๑-๐๐๑๐
ทะเบียนเลขที่ ๖-๒๐๔๔-๑-๐๐๑๑
ทะเบียนเลขที่ ๖-๒๐๔๔-๑-๐๐๑๒
ทะเบียนเลขที่ ๖-๒๐๔๔-๑-๐๐๑๓
ทะเบียนเลขที่ ๖-๒๐๔๔-๑-๐๐๑๔
ทะเบียนเลขที่ ๖-๒๐๔๔-๑-๐๐๑๕
ทะเบียนเลขที่ ๖-๒๐๔๔-๑-๐๐๑๖
ทะเบียนเลขที่ ๖-๒๐๔๔-๑-๐๐๑๗
ทะเบียนเลขที่ ๖-๒๐๔๔-๑-๐๐๑๘
ทะเบียนเลขที่ ๖-๒๐๔๔-๑-๐๐๑๙
ทะเบียนเลขที่ ๖-๒๐๔๔-๑-๐๐๒๐
ทะเบียนเลขที่ ๖-๒๐๔๔-๑-๐๐๒๑
ทะเบียนเลขที่ ๖-๒๐๔๔-๑-๐๐๒๒
ทะเบียนเลขที่ ๖-๒๐๔๔-๑-๐๐๒๓
ทะเบียนเลขที่ ๖-๒๐๔๔-๑-๐๐๒๔
ทะเบียนเลขที่ ๖-๒๐๔๔-๑-๐๐๒๕
ทะเบียนเลขที่ ๖-๒๐๔๔-๑-๐๐๒๖
ทะเบียนเลขที่ ๖-๒๐๔๔-๑-๐๐๒๗
ทะเบียนเลขที่ ๖-๒๐๔๔-๑-๐๐๒๘
ทะเบียนเลขที่ ๖-๒๐๔๔-๑-๐๐๒๙
ทะเบียนเลขที่ ๖-๒๐๔๔-๑-๐๐๓๐
ทะเบียนเลขที่ ๖-๒๐๔๔-๑-๐๐๓๑
ทะเบียนเลขที่ ๖-๒๐๔๔-๑-๐๐๓๒
ทะเบียนเลขที่ ๖-๒๐๔๔-๑-๐๐๓๓
ทะเบียนเลขที่ ๖-๒๐๔๔-๑-๐๐๓๔
ทะเบียนเลขที่ ๖-๒๐๔๔-๑-๐๐๓๕

31/11/2566

๑๖) นางสาวจุฑารัตน์...

- ๑๖) นางสาวจุฑารัตน์ โอนสินเพียร
- ๑๗) นางสาวจุฑารัตน์ พิมพ์ภักดี
- ๑๘) นางสาวปรารถนาทิพย์ กิจไพศาลศักดิ์
- ๑๙) นางสาวเดือนใจ หางกลาง
- ๒๐) นางสาวจิราพร ศิริเวช
- ๒๑) นายวรกร ภูริรักษ์
- ๒๒) นายทนง วิริยะสกิจ
- ๒๓) นายธนิ์ เจริญ
- ๒๔) นายณิศร ชำเพชร
- ๒๕) นายภูวิช พรหมเสียด
- ๒๖) นายชณเดช โภคาพิพัฒน์
- ๒๗) นายชวฤทธิ์ วงษ์จันทร์
- ๒๘) นายอภิสิทธิ์ ศรีเสน
- ๒๙) นายเจตนาถ คงศักดิ์โย
- ๓๐) นายจรัส บุญชัย
- ๓๑) นายชณณิธิ เอนก
- ๓๒) นายอภิวัฒน์ ทุมพู
- ๓๓) นางสาวสุภาวริยา มาก
- ๓๔) นางสาวทิพร ขวาลสมบูรณ์
- ๓๕) นางสาวธิดา บุญเพ็ญ
- ๓๖) นางสาวภาณุมาศ นามวัฒน์
- ๓๗) นางสาวอุไรรัตน์ ที่สร้างเป็น
- ๓๘) นายธีรวัฒน์ ปวงสุข
- ๓๙) นายอิทธิพล ยะโส
- ๔๐) นายประจักษ์ วรรณสุข
- ๔๑) นายชยธร พงษ์ทิพย์
- ๔๒) นางสาวกนกวรรณ จันทบาล
- ๔๓) นายสิทธิโชค ธงเงิน
- ๔๔) นางสาววรรณใจ บุญ
- ๔๕) นางสาววรรณธิดา ทุมคง
- ๔๖) นายณัทกร ศรีวิริยะ
- ๔๗) นายสุวิภา ทองอ่อง
- ๔๘) นายวิญญู บุญตะนัย
- ๔๙) นายสมบูรณ์ บุตรจันทร์
- ๕๐) นายวิรัตน์ โชชนะรา
- ๕๑) นายณณพคน เหมพูน
- ๕๒) นายจิณัฐ ขาวถ่อ
- ๕๓) นายธีร นามบุรี
- ๕๔) นายอัศวกร จ้อยสาร

- ทะเบียนเลขที่ ๖-๒๐๔๔-๑-๐๐๓๖
ทะเบียนเลขที่ ๖-๒๐๔๔-๑-๐๐๓๗
ทะเบียนเลขที่ ๖-๒๐๔๔-๑-๐๐๓๘
ทะเบียนเลขที่ ๖-๒๐๔๔-๑-๐๐๓๙
ทะเบียนเลขที่ ๖-๒๐๔๔-๑-๐๐๔๐
ทะเบียนเลขที่ ๖-๒๐๔๔-๑-๐๐๔๑
ทะเบียนเลขที่ ๖-๒๐๔๔-๑-๐๐๔๒
ทะเบียนเลขที่ ๖-๒๐๔๔-๑-๐๐๔๓
ทะเบียนเลขที่ ๖-๒๐๔๔-๑-๐๐๔๔
ทะเบียนเลขที่ ๖-๒๐๔๔-๑-๐๐๔๕
ทะเบียนเลขที่ ๖-๒๐๔๔-๑-๐๐๔๖
ทะเบียนเลขที่ ๖-๒๐๔๔-๑-๐๐๔๗
ทะเบียนเลขที่ ๖-๒๐๔๔-๑-๐๐๔๘
ทะเบียนเลขที่ ๖-๒๐๔๔-๑-๐๐๔๙
ทะเบียนเลขที่ ๖-๒๐๔๔-๑-๐๐๕๐
ทะเบียนเลขที่ ๖-๒๐๔๔-๑-๐๐๕๑
ทะเบียนเลขที่ ๖-๒๐๔๔-๑-๐๐๕๒
ทะเบียนเลขที่ ๖-๒๐๔๔-๑-๐๐๕๓
ทะเบียนเลขที่ ๖-๒๐๔๔-๑-๐๐๕๔
ทะเบียนเลขที่ ๖-๒๐๔๔-๑-๐๐๕๕
ทะเบียนเลขที่ ๖-๒๐๔๔-๑-๐๐๕๖
ทะเบียนเลขที่ ๖-๒๐๔๔-๑-๐๐๕๗
ทะเบียนเลขที่ ๖-๒๐๔๔-๑-๐๐๕๘
ทะเบียนเลขที่ ๖-๒๐๔๔-๑-๐๐๕๙
ทะเบียนเลขที่ ๖-๒๐๔๔-๑-๐๐๖๐
ทะเบียนเลขที่ ๖-๒๐๔๔-๑-๐๐๖๑
ทะเบียนเลขที่ ๖-๒๐๔๔-๑-๐๐๖๒
ทะเบียนเลขที่ ๖-๒๐๔๔-๑-๐๐๖๓
ทะเบียนเลขที่ ๖-๒๐๔๔-๑-๐๐๖๔
ทะเบียนเลขที่ ๖-๒๐๔๔-๑-๐๐๖๕
ทะเบียนเลขที่ ๖-๒๐๔๔-๑-๐๐๖๖
ทะเบียนเลขที่ ๖-๒๐๔๔-๑-๐๐๖๗
ทะเบียนเลขที่ ๖-๒๐๔๔-๑-๐๐๖๘
ทะเบียนเลขที่ ๖-๒๐๔๔-๑-๐๐๖๙
ทะเบียนเลขที่ ๖-๒๐๔๔-๑-๐๐๗๐
ทะเบียนเลขที่ ๖-๒๐๔๔-๑-๐๐๗๑
ทะเบียนเลขที่ ๖-๒๐๔๔-๑-๐๐๗๒
ทะเบียนเลขที่ ๖-๒๐๔๔-๑-๐๐๗๓
ทะเบียนเลขที่ ๖-๒๐๔๔-๑-๐๐๗๔
ทะเบียนเลขที่ ๖-๒๐๔๔-๑-๐๐๗๕

31/11/2566

๕๕) นายประเสริฐ...

ลำดับที่	สารมลพิษ	วิธีวิเคราะห์
19	Copper	1) Digestion, Inductively Coupled Plasma Method ⁽⁴⁾ 2) Digestion, Inductively Coupled Plasma/ Mass Spectrometric Method ⁽⁴⁾
20	Cyanide	Distillation, Colorimetric Method ⁽⁴⁾
21	2,4'-DDD	Liquid-Liquid Extraction, Gas Chromatographic/ Mass Spectrometric Method ⁽⁴⁾
22	4,4'-DDD	Liquid-Liquid Extraction, Gas Chromatographic/ Mass Spectrometric Method ⁽⁴⁾
23	2,4'-DDE	Liquid-Liquid Extraction, Gas Chromatographic/ Mass Spectrometric Method ⁽⁴⁾
24	4,4'-DDE	Liquid-Liquid Extraction, Gas Chromatographic/ Mass Spectrometric Method ⁽⁴⁾
25	2,4'-DDT	Liquid-Liquid Extraction, Gas Chromatographic/ Mass Spectrometric Method ⁽⁴⁾
26	4,4'-DDT	Liquid-Liquid Extraction, Gas Chromatographic/ Mass Spectrometric Method ⁽⁴⁾
27	Dieldrin	Liquid-Liquid Extraction, Gas Chromatographic/ Mass Spectrometric Method ⁽⁴⁾
28	Endosulfan Sulfate	Liquid-Liquid Extraction, Gas Chromatographic/ Mass Spectrometric Method ⁽⁴⁾
29	Endosulfan I	Liquid-Liquid Extraction, Gas Chromatographic/ Mass Spectrometric Method ⁽⁴⁾
30	Endosulfan II	Liquid-Liquid Extraction, Gas Chromatographic/ Mass Spectrometric Method ⁽⁴⁾
31	Endrin	Liquid-Liquid Extraction, Gas Chromatographic/ Mass Spectrometric Method ⁽⁴⁾
32	Endrin Aldehyde	Liquid-Liquid Extraction, Gas Chromatographic/ Mass Spectrometric Method ⁽⁴⁾
33	Formaldehyde	Distillation, Colorimetric Method ⁽³⁾
34	Free Chlorine	1) DPD Ferrous Titrimetric Method ⁽⁴⁾ 2) DPD Colorimetric Method ⁽⁴⁾
35	Heptachlor	Liquid-Liquid Extraction, Gas Chromatographic/ Mass Spectrometric Method ⁽⁴⁾
36	Heptachlor Epoxide	Liquid-Liquid Extraction, Gas Chromatographic/ Mass Spectrometric Method ⁽⁴⁾
37	Hexavalent Chromium	Colorimetric Method ⁽⁴⁾
38	3-Hydroxycarbofuran	High-Performance Liquid Chromatographic Method ⁽⁴⁾
39	Lead	1) Digestion, Inductively Coupled Plasma Method ⁽⁴⁾ 2) Digestion, Inductively Coupled Plasma/ Mass Spectrometric Method ⁽⁴⁾

40 Manganese...

ลำดับที่	สารมลพิษ	วิธีวิเคราะห์
40	Manganese	1) Digestion, Inductively Coupled Plasma Method ⁽⁴⁾ 2) Digestion, Inductively Coupled Plasma/ Mass Spectrometric Method ⁽⁴⁾
41	Mercury	1) Digestion, Cold-Vapor Atomic Absorption Spectrometric Method ⁽⁴⁾ 2) Digestion, Inductively Coupled Plasma/ Mass spectrometric Method ⁽⁴⁾
42	Methiocarb	High-Performance Liquid Chromatographic Method ⁽⁴⁾
43	Methoxychlor	Liquid-Liquid Extraction, Gas Chromatographic/ Mass Spectrometric Method ⁽⁴⁾
44	Methomyl	High-Performance Liquid Chromatographic Method ⁽⁴⁾
45	Nickel	1) Digestion, Inductively Coupled Plasma Method ⁽⁴⁾ 2) Digestion, Inductively Coupled Plasma/ Mass Spectrometric Method ⁽⁴⁾
46	Oil & Grease	1) Liquid-Liquid, Partition-Gravimetric Method ⁽⁴⁾ 2) Soxhlet Extraction Method ⁽⁴⁾
47	Oxamyl	High-Performance Liquid Chromatographic Method ⁽⁴⁾
48	Propoxur	High-Performance Liquid Chromatographic Method ⁽⁴⁾
49	pH	Electrometric Method ⁽⁴⁾
50	Phenols	1) Distillation, Chloroform Extraction Method ⁽⁴⁾ 2) Distillation, Direct Photometric Method ⁽⁴⁾
51	Selenium	1) Digestion, Inductively Coupled Plasma Method ⁽⁴⁾ 2) Digestion, Inductively Coupled Plasma/ Mass Spectrometric Method ⁽⁴⁾
52	Sulfide	Iodometric Method ⁽⁴⁾
53	Temperature	Laboratory and Field Methods ⁽⁴⁾
54	Total Dissolved Solids	Dried at 180 °C ⁽⁴⁾
55	Total Kjeldahl Nitrogen	Semi-Micro Kjeldahl Method ⁽⁴⁾
56	Total Phosphorous	Digestion, Colorimetric Method ⁽⁴⁾
57	Total Suspended Solids	Dried from 103-105 °C ⁽⁴⁾
58	Toxaphene	Liquid-Liquid Extraction, Gas Chromatographic/ Mass Spectrometric Method ⁽⁴⁾
59	Trivalent Chromium	1) Digestion, Inductively Coupled Plasma Method; Colorimetric Method; Calculation ⁽⁴⁾ 2) Digestion, Inductively Coupled Plasma/ Mass Spectrometric Method; Colorimetric Method; Calculation ⁽⁴⁾
60	Zinc	1) Digestion, Inductively Coupled Plasma Method ⁽⁴⁾ 2) Digestion, Inductively Coupled Plasma/Mass Spectrometric Method ⁽⁴⁾

น้ำใต้ดิน...

น้ำใต้ดิน จำนวน 126 รายการ

ลำดับที่	สารมลพิษ	วิธีวิเคราะห์
1	Acenaphthene	Liquid-Liquid Extraction, Gas Chromatographic/ Mass Spectrometric Method ⁽⁴⁾
2	Acetone	Purge and Trap, Gas Chromatographic/ Mass Spectrometric Method ⁽⁴⁾
3	Aldrin	Liquid-Liquid Extraction, Gas Chromatographic/ Mass Spectrometric Method ⁽⁴⁾
4	Anthracene	Liquid-Liquid Extraction, Gas Chromatographic/ Mass Spectrometric Method ⁽⁴⁾
5	Antimony	1) Digestion, Inductively Coupled Plasma Method ⁽⁴⁾ 2) Digestion, Inductively Coupled Plasma/ Mass Spectrometric Method ⁽⁴⁾
6	Arsenic	1) Digestion, Inductively Coupled Plasma Method ⁽⁴⁾ 2) Digestion, Inductively Coupled Plasma/ Mass Spectrometric Method ⁽⁴⁾
7	Atrazine	Liquid-Liquid Extraction, Gas Chromatographic/ Mass Spectrometric Method ⁽⁴⁾
8	Barium	1) Digestion, Inductively Coupled Plasma Method ⁽⁴⁾ 2) Digestion, Inductively Coupled Plasma/ Mass Spectrometric Method ⁽⁴⁾
9	Benz(a)anthracene	Liquid-Liquid Extraction, Gas Chromatographic/ Mass Spectrometric Method ⁽⁴⁾
10	Benzene	Purge and Trap, Gas Chromatographic/ Mass Spectrometric Method ⁽⁴⁾
11	Benzo(b)fluoranthene	Liquid-Liquid Extraction, Gas Chromatographic/ Mass Spectrometric Method ⁽⁴⁾
12	Benzo(k)fluoranthene	Liquid-Liquid Extraction, Gas Chromatographic/ Mass Spectrometric Method ⁽⁴⁾
13	Benzoic Acid	Liquid-Liquid Extraction, Gas Chromatographic/ Mass Spectrometric Method ⁽⁴⁾
14	Benzo(a)pyrene	Liquid-Liquid Extraction, Gas Chromatographic/ Mass Spectrometric Method ⁽⁴⁾
15	Benzo(g,h,i)perylene	Liquid-Liquid Extraction, Gas Chromatographic/ Mass Spectrometric Method ⁽⁴⁾
16	Beryllium	1) Digestion, Inductively Coupled Plasma Method ⁽⁴⁾ 2) Digestion, Inductively Coupled Plasma/ Mass Spectrometric Method ⁽⁴⁾
17	Bis(2-chloroethyl)ether	Liquid-Liquid Extraction, Gas Chromatographic/ Mass Spectrometric Method ⁽⁴⁾

18 Bis(2-ethylhexyl)phthalate...

ลำดับที่	สารมลพิษ	วิธีวิเคราะห์
18	Bis(2-ethylhexyl)phthalate	Liquid-Liquid Extraction, Gas Chromatographic/ Mass Spectrometric Method ⁽⁴⁾
19	Bromodichloromethane	Purge and Trap, Gas Chromatographic/ Mass Spectrometric Method ⁽⁴⁾
20	Bromoform	Purge and Trap, Gas Chromatographic/ Mass Spectrometric Method ⁽⁴⁾
21	Butanol	Purge and Trap, Gas Chromatographic/ Mass Spectrometric Method ⁽⁴⁾
22	Butyl benzyl phthalate	Liquid-Liquid Extraction, Gas Chromatographic/ Mass Spectrometric Method ⁽⁴⁾
23	Cadmium	1) Digestion, Inductively Coupled Plasma Method ⁽⁴⁾ 2) Digestion, Inductively Coupled Plasma/ Mass Spectrometric Method ⁽⁴⁾
24	Carbazole	Liquid-Liquid Extraction, Gas Chromatographic/ Mass Spectrometric Method ⁽⁴⁾
25	Carbon disulfide	Purge and Trap, Gas Chromatographic/ Mass Spectrometric Method ⁽⁴⁾
26	Carbon tetrachloride	Purge and Trap, Gas Chromatographic/ Mass Spectrometric Method ⁽⁴⁾
27	Chlordane	Liquid-Liquid Extraction, Gas Chromatographic/ Mass Spectrometric Method ⁽⁴⁾
28	p-Chloroaniline	Liquid-Liquid Extraction, Gas Chromatographic/ Mass Spectrometric Method ⁽⁴⁾
29	Chlorobenzene	Purge and Trap, Gas Chromatographic/ Mass Spectrometric Method ⁽⁴⁾
30	Chlorodibromomethane	Purge and Trap, Gas Chromatographic/ Mass Spectrometric Method ⁽⁴⁾
31	Chloroform	Purge and Trap, Gas Chromatographic/ Mass Spectrometric Method ⁽⁴⁾
32	2-Chlorophenol	Liquid-Liquid Extraction, Gas Chromatographic/ Mass Spectrometric Method ⁽⁴⁾
33	Chromium	1) Digestion, Inductively Coupled Plasma Method ⁽⁴⁾ 2) Digestion, Inductively Coupled Plasma/ Mass Spectrometric Method ⁽⁴⁾
34	Chromium (III)	1) Digestion, Inductively Coupled Plasma Method; Colorimetric Method; Calculation ⁽⁴⁾ 2) Digestion, Inductively Coupled Plasma/ Mass Spectrometric Method; Colorimetric Method; Calculation ⁽⁴⁾
35	Chromium (VI)	Colorimetric Method ⁽⁴⁾

36 Chrysene...

- ๖ -

ลำดับที่	สารมลพิษ	วิธีวิเคราะห์
36	Chrysene	Liquid-Liquid Extraction, Gas Chromatographic/ Mass Spectrometric Method ⁽⁴⁾
37	Cyanide	Distillation, Colorimetric Method ⁽⁴⁾
38	2,4-D	Liquid-Liquid Extraction, Gas Chromatographic/ Mass Spectrometric Method ⁽⁴⁾
39	DDD	Liquid-Liquid Extraction, Gas Chromatographic/ Mass Spectrometric Method ⁽⁴⁾
40	DDE	Liquid-Liquid Extraction, Gas Chromatographic/ Mass Spectrometric Method ⁽⁴⁾
41	DDT	Liquid-Liquid Extraction, Gas Chromatographic/ Mass Spectrometric Method ⁽⁴⁾
42	Dibenz(a,h)anthracene	Liquid-Liquid Extraction, Gas Chromatographic/ Mass Spectrometric Method ⁽⁴⁾
43	Di-n-Butyl Phthalate	Liquid-Liquid Extraction, Gas Chromatographic/ Mass Spectrometric Method ⁽⁴⁾
44	1,2-Dichlorobenzene	Purge and Trap, Gas Chromatographic/ Mass Spectrometric Method ⁽⁴⁾
45	1,3-Dichlorobenzene	Purge and Trap, Gas Chromatographic/ Mass Spectrometric Method ⁽⁴⁾
46	1,4-Dichlorobenzene	Purge and Trap, Gas Chromatographic/ Mass Spectrometric Method ⁽⁴⁾
47	3,3-Dichlorobenzidine	Liquid-Liquid Extraction, Gas Chromatographic/ Mass Spectrometric Method ⁽⁴⁾
48	1,1-Dichloroethane	Purge and Trap, Gas Chromatographic/ Mass Spectrometric Method ⁽⁴⁾
49	1,2-Dichloroethane	Purge and Trap, Gas Chromatographic/ Mass Spectrometric Method ⁽⁴⁾
50	1,1-Dichloroethylene	Purge and Trap, Gas Chromatographic/ Mass Spectrometric Method ⁽⁴⁾
51	cis-1,2-Dichloroethylene	Purge and Trap, Gas Chromatographic/ Mass Spectrometric Method ⁽⁴⁾
52	trans-1,2-Dichloroethylene	Purge and Trap, Gas Chromatographic/ Mass Spectrometric Method ⁽⁴⁾
53	2,4-Dichlorophenol	Liquid-Liquid Extraction, Gas Chromatographic/ Mass Spectrometric Method ⁽⁴⁾
54	1,2-Dichloropropane	Purge and Trap, Gas Chromatographic/ Mass Spectrometric Method ⁽⁴⁾
55	1,3-Dichloropropane	Purge and Trap, Gas Chromatographic/ Mass Spectrometric Method ⁽⁴⁾

56 1,3-Dichloropropene...

- ๗ -

ลำดับที่	สารมลพิษ	วิธีวิเคราะห์
56	1,3-Dichloropropene	Purge and Trap, Gas Chromatographic/ Mass Spectrometric Method ⁽⁴⁾
57	Dieldrin	Liquid-Liquid Extraction, Gas Chromatographic/ Mass Spectrometric Method ⁽⁴⁾
58	Diethyl Phthalate	Liquid-Liquid Extraction, Gas Chromatographic/ Mass Spectrometric Method ⁽⁴⁾
59	2,4-Dimethylphenol	Liquid-Liquid Extraction, Gas Chromatographic/ Mass Spectrometric Method ⁽⁴⁾
60	2,4-Dinitrophenol	Liquid-Liquid Extraction, Gas Chromatographic/ Mass Spectrometric Method ⁽⁴⁾
61	2,4-Dinitrotoluene	Liquid-Liquid Extraction, Gas Chromatographic/ Mass Spectrometric Method ⁽⁴⁾
62	2,6-Dinitrotoluene	Liquid-Liquid Extraction, Gas Chromatographic/ Mass Spectrometric Method ⁽⁴⁾
63	Di-n-octyl phthalate	Liquid-Liquid Extraction, Gas Chromatographic/ Mass Spectrometric Method ⁽⁴⁾
64	Endosulfan	Liquid-Liquid Extraction, Gas Chromatographic/ Mass Spectrometric Method ⁽⁴⁾
65	Endrin	Liquid-Liquid Extraction, Gas Chromatographic/ Mass Spectrometric Method ⁽⁴⁾
66	Ethylbenzene	Purge and Trap, Gas Chromatographic/ Mass Spectrometric Method ⁽⁴⁾
67	Fluoranthene	Liquid-Liquid Extraction, Gas Chromatographic/ Mass Spectrometric Method ⁽⁴⁾
68	Fluorene	Liquid-Liquid Extraction, Gas Chromatographic/ Mass Spectrometric Method ⁽⁴⁾
69	Heptachlor	Liquid-Liquid Extraction, Gas Chromatographic/ Mass Spectrometric Method ⁽⁴⁾
70	Heptachlor epoxide	Liquid-Liquid Extraction, Gas Chromatographic/ Mass Spectrometric Method ⁽⁴⁾
71	Hexachlorobenzene	Liquid-Liquid Extraction, Gas Chromatographic/ Mass Spectrometric Method ⁽⁴⁾
72	Hexachloro-1,3-butadiene	Purge and Trap, Gas Chromatographic/ Mass Spectrometric Method ⁽⁴⁾
73	n-Hexane	Purge and Trap, Gas Chromatographic/ Mass Spectrometric Method ⁽⁴⁾
74	α-HCH	Liquid-Liquid Extraction, Gas Chromatographic/ Mass Spectrometric Method ⁽⁴⁾
75	β-HCH	Liquid-Liquid Extraction, Gas Chromatographic/ Mass Spectrometric Method ⁽⁴⁾

76 γ-HCH...

- ๘ -

ลำดับที่	สารมลพิษ	วิธีวิเคราะห์
76	γ-HCH	Liquid-Liquid Extraction, Gas Chromatographic/ Mass Spectrometric Method ⁽⁴⁾
77	Hexachlorocyclopentadiene	Liquid-Liquid Extraction, Gas Chromatographic/ Mass Spectrometric Method ⁽⁴⁾
78	Hexachloroethane	Liquid-Liquid Extraction, Gas Chromatographic/ Mass Spectrometric Method ⁽⁴⁾
79	Indeno(1,2,3-cd)pyrene	Liquid-Liquid Extraction, Gas Chromatographic/ Mass Spectrometric Method ⁽⁴⁾
80	Isophorone	Liquid-Liquid Extraction, Gas Chromatographic/ Mass Spectrometric Method ⁽⁴⁾
81	Lead	1) Digestion, Inductively Coupled Plasma Method ⁽⁴⁾ 2) Digestion, Inductively Coupled Plasma/ Mass Spectrometric Method ⁽⁴⁾
82	Manganese	1) Digestion, Inductively Coupled Plasma Method ⁽⁴⁾ 2) Digestion, Inductively Coupled Plasma/ Mass Spectrometric Method ⁽⁴⁾
83	Mercury	1) Digestion, Cold Vapor Atomic Absorption Spectrometric Method ⁽⁴⁾ 2) Digestion, Inductively Coupled Plasma/ Mass Spectrometric Method ⁽⁴⁾
84	Methanol	Purge and Trap, Gas Chromatographic/ Mass Spectrometric Method ⁽⁴⁾
85	Methoxychlor	Liquid-Liquid Extraction, Gas Chromatographic/ Mass Spectrometric Method ⁽⁴⁾
86	Methyl bromide	Purge and Trap, Gas Chromatographic/ Mass Spectrometric Method ⁽⁴⁾
87	Methylene chloride	Purge and Trap, Gas Chromatographic/ Mass Spectrometric Method ⁽⁴⁾
88	2-Methylphenol	Liquid-Liquid Extraction, Gas Chromatographic/ Mass Spectrometric Method ⁽⁴⁾
89	2-Methylnaphthalene	Liquid-Liquid Extraction, Gas Chromatographic/ Mass Spectrometric Method ⁽⁴⁾
90	Methyl tert-butyl Ether	Purge and Trap, Gas Chromatographic/ Mass Spectrometric Method ⁽⁴⁾
91	Naphthalene	Liquid-Liquid Extraction, Gas Chromatographic/ Mass Spectrometric Method ⁽⁴⁾
92	Nickel	1) Digestion, Inductively Coupled Plasma Method ⁽⁴⁾ 2) Digestion, Inductively Coupled Plasma/ Mass Spectrometric Method ⁽⁴⁾
93	Nitrobenzene	Liquid-Liquid Extraction, Gas Chromatographic/ Mass Spectrometric Method ⁽⁴⁾

94 N-Nitrosodiphenylamine...

- ๙ -

ลำดับที่	สารมลพิษ	วิธีวิเคราะห์
94	N-Nitrosodiphenylamine	Liquid-Liquid Extraction, Gas Chromatographic/ Mass Spectrometric Method ⁽⁴⁾
95	N-Nitrosodi-n-Propylamine	Liquid-Liquid Extraction, Gas Chromatographic/ Mass Spectrometric Method ⁽⁴⁾
96	Polychlorinated Biphenyls - PCB 1016 - PCB 1221 - PCB 1232 - PCB 1242 - PCB 1248 - PCB 1254 - PCB 1260	Liquid-Liquid Extraction, Gas Chromatographic/ Mass Spectrometric Method ⁽⁴⁾
97	Pentachlorophenol	Liquid-Liquid Extraction, Gas Chromatographic/ Mass Spectrometric Method ⁽⁴⁾
98	pH	Electrometric Method ⁽⁴⁾
99	Phenanthrene	Liquid-Liquid Extraction, Gas Chromatographic/ Mass Spectrometric Method ⁽⁴⁾
100	Phenol	1) Distillation, Chloroform Extraction Method ⁽⁴⁾ 2) Distillation, Direct Photometric Method ⁽⁴⁾ 3) Liquid-Liquid Extraction, Gas Chromatographic/ Mass Spectrometric Method ⁽⁴⁾
101	Pyrene	Liquid-Liquid Extraction, Gas Chromatographic/ Mass Spectrometric Method ⁽⁴⁾
102	Selenium	1) Digestion, Inductively Coupled Plasma Method ⁽⁴⁾ 2) Digestion, Inductively Coupled Plasma/ Mass Spectrometric Method ⁽⁴⁾
103	Silver	1) Digestion, Inductively Coupled Plasma Method ⁽⁴⁾ 2) Digestion, Inductively Coupled Plasma/ Mass Spectrometric Method ⁽⁴⁾
104	Styrene	Purge and Trap, Gas Chromatographic/ Mass Spectrometric Method ⁽⁴⁾
105	1,1,2,2-Tetrachloroethane	Purge and Trap, Gas Chromatographic/ Mass Spectrometric Method ⁽⁴⁾
106	Tetrachloroethylene	Purge and Trap, Gas Chromatographic/ Mass Spectrometric Method ⁽⁴⁾
107	Toluene	Purge and Trap, Gas Chromatographic/ Mass Spectrometric Method ⁽⁴⁾
108	Toxaphene	Liquid-Liquid Extraction, Gas Chromatographic/ Mass Spectrometric Method ⁽⁴⁾
109	TPH (C ₈ -C ₆)	Purge and Trap, Gas Chromatographic/ Mass Spectrometric Method ⁽¹⁾⁽⁴⁾⁽²⁵⁾

110 TPH (C₈-C₁₆)...

ลำดับที่	สารมลพิษ	วิธีวิเคราะห์
110	TPH (C ₁₀ -C ₁₆)	Separatory Funnel Liquid-Liquid Extraction, Gas Chromatographic Method ^{9,22}
111	TPH (C ₁₀ -C ₃₅)	Separatory Funnel Liquid-Liquid Extraction, Gas Chromatographic Method ^{9,22}
112	1,2,4-Trichlorobenzene	Purge and Trap, Gas Chromatographic/Mass Spectrometric Method ⁴⁹
113	1,1,1-Trichloroethane	Purge and Trap, Gas Chromatographic/Mass Spectrometric Method ⁴⁹
114	1,1,2-Trichloroethane	Purge and Trap, Gas Chromatographic/Mass Spectrometric Method ⁴⁹
115	Trichloroethylene	Purge and Trap, Gas Chromatographic/Mass Spectrometric Method ⁴⁹
116	2,4,5-Trichlorophenol	Liquid-Liquid Extraction, Gas Chromatographic/Mass Spectrometric Method ⁴⁹
117	2,4,6-Trichlorophenol	Liquid-Liquid Extraction, Gas Chromatographic/Mass Spectrometric Method ⁴⁹
118	1,3,5-Trimethylbenzene	Purge and Trap, Gas Chromatographic/Mass Spectrometric Method ⁴⁹
119	Vanadium	1) Digestion, Inductively Coupled Plasma Method ⁴⁵ 2) Digestion, Inductively Coupled Plasma/Mass Spectrometric Method ⁴⁵
120	Vinyl acetate	Purge and Trap, Gas Chromatographic/Mass Spectrometric Method ⁴⁹
121	Vinyl chloride	Purge and Trap, Gas Chromatographic/Mass Spectrometric Method ⁴⁹
122	m-Xylene	Purge and Trap, Gas Chromatographic/Mass Spectrometric Method ⁴⁹
123	o-Xylene	Purge and Trap, Gas Chromatographic/Mass Spectrometric Method ⁴⁹
124	p-Xylene	Purge and Trap, Gas Chromatographic/Mass Spectrometric Method ⁴⁹
125	Xylene (Total)	Purge and Trap, Gas Chromatographic/Mass Spectrometric Method ⁴⁹
126	Zinc	1) Digestion, Inductively Coupled Plasma Method ⁴⁵ 2) Digestion, Inductively Coupled Plasma/Mass Spectrometric Method ⁴⁹

อากาศเสีย...

อากาศเสีย (ปล่อยระบาย) จำนวน 28 รายการ

ลำดับที่	สารมลพิษ	วิธีวิเคราะห์
1	Antimony	1) Isokinetic Sampling, Digestion, Inductively Coupled Plasma Method ⁵¹ 2) Isokinetic Sampling, Digestion, Inductively Coupled Plasma/Mass Spectrometric Method ⁵¹
2	Arsenic	1) Isokinetic Sampling, Digestion, Inductively Coupled Plasma Method ⁵¹ 2) Isokinetic Sampling, Digestion, Inductively Coupled Plasma/Mass Spectrometric Method ⁵¹
3	Beryllium	1) Isokinetic Sampling, Digestion, Inductively Coupled Plasma Method ⁵¹ 2) Isokinetic Sampling, Digestion, Inductively Coupled Plasma/Mass Spectrometric Method ⁵¹
4	Cadmium	1) Isokinetic Sampling, Digestion, Inductively Coupled Plasma Method ⁵¹ 2) Isokinetic Sampling, Digestion, Inductively Coupled Plasma/Mass Spectrometric Method ⁵¹
5	Carbon Monoxide	1) Instrumental Analyzer Method ⁵¹ 2) Sampling Bag Non-Dispersive Infrared Method ⁵¹
6	Chlorine	1) Absorption Sampling, Ion Chromatographic Method ⁵¹ 2) Isokinetic Sampling, Ion Chromatographic Method ⁵¹
7	Chromium	1) Isokinetic Sampling, Digestion, Inductively Coupled Plasma Method ⁵¹ 2) Isokinetic Sampling, Digestion, Inductively Coupled Plasma/Mass Spectrometric Method ⁵¹
8	Cobalt	1) Isokinetic Sampling, Digestion, Inductively Coupled Plasma Method ⁵¹ 2) Isokinetic Sampling, Digestion, Inductively Coupled Plasma/Mass Spectrometric Method ⁵¹
9	Copper	1) Isokinetic Sampling, Digestion, Inductively Coupled Plasma Method ⁵¹ 2) Isokinetic Sampling, Digestion, Inductively Coupled Plasma/Mass Spectrometric Method ⁵¹
10	Cresol	Adsorption Sampling, Gas Chromatographic Method ⁵¹
11	Dioxins	Isokinetic Sampling ⁵¹
12	Hydrogen Chloride	1) Absorption Sampling, Ion Chromatographic Method ⁵¹ 2) Isokinetic Sampling, Ion Chromatographic Method ⁵¹
13	Hydrogen Fluoride	1) Absorption Sampling, Ion Chromatographic Method ⁵¹ 2) Isokinetic Sampling, Ion Chromatographic Method ⁵¹
14	Hydrogen Sulfide	Absorption Sampling, Iodometric Method ⁵¹

15 Lead...

ลำดับที่	สารมลพิษ	วิธีวิเคราะห์
15	Lead	1) Isokinetic Sampling, Digestion, Inductively Coupled Plasma Method ⁵¹ 2) Isokinetic Sampling, Digestion, Inductively Coupled Plasma/Mass Spectrometric Method ⁵¹
16	Manganese	1) Isokinetic Sampling, Digestion, Inductively Coupled Plasma Method ⁵¹ 2) Isokinetic Sampling, Digestion, Inductively Coupled Plasma/Mass Spectrometric Method ⁵¹
17	Mercury	1) Isokinetic Sampling, Digestion, Cold-Vapor Atomic Absorption Spectrometric Method ⁵¹ 2) Isokinetic Sampling, Digestion, Cold-Vapor Atomic Fluorescence Spectrometric Method ⁵¹
18	Nickel	1) Isokinetic Sampling, Digestion, Inductively Coupled Plasma Method ⁵¹ 2) Isokinetic Sampling, Digestion, Inductively Coupled Plasma/Mass Spectrometric Method ⁵¹
19	Opacity	Ringelmann's Method ⁵¹
20	Oxides of Nitrogen	1) Absorption Sampling, Phenoldisulfonic Acid Method ⁵¹ 2) Absorption Sampling, Alkaline Permanganate/Colorimetric Method ⁵¹ 3) Instrumental Analyzer Method ⁵¹
21	Selenium	1) Isokinetic Sampling, Digestion, Inductively Coupled Plasma Method ⁵¹ 2) Isokinetic Sampling, Digestion, Inductively Coupled Plasma/Mass Spectrometric Method ⁵¹
22	Sulfur Dioxide	1) Absorption Sampling, Barium-Thorin Titrimetric Method ⁵¹ 2) Instrumental Analyzer Method ⁵¹
23	Sulfuric Acid	Isokinetic Sampling, Barium-Thorin Titrimetric Method ⁵¹
24	Tellurium	1) Isokinetic Sampling, Digestion, Inductively Coupled Plasma Method ⁵¹ 2) Isokinetic Sampling, Digestion, Inductively Coupled Plasma/Mass Spectrometric Method ⁵¹
25	Tin	1) Isokinetic Sampling, Digestion, Inductively Coupled Plasma Method ⁵¹ 2) Isokinetic Sampling, Digestion, Inductively Coupled Plasma/Mass Spectrometric Method ⁵¹
26	Total Suspended Particulate	1) Isokinetic Sampling, Gravimetric Method ⁵¹ 2) Paired Train, Isokinetic Sampling, Gravimetric Method ⁵¹

27 Vanadium...

ลำดับที่	สารมลพิษ	วิธีวิเคราะห์
27	Vanadium	1) Isokinetic Sampling, Digestion, Inductively Coupled Plasma Method ⁵¹ 2) Isokinetic Sampling, Digestion, Inductively Coupled Plasma/Mass Spectrometric Method ⁵¹
28	Xylene	Adsorption Sampling, Gas Chromatographic Method ⁵¹

สิ่งปกคลุมหรือวัสดุที่นำใช้แล้ว จำนวน 35 รายการ

ลำดับที่	สารมลพิษ	วิธีวิเคราะห์
1	Aldrin	1) Waste Extraction, Separatory Funnel Liquid-Liquid Extraction, Gas Chromatographic/Mass Spectrometric Method ^{1,9,24} 2) Soxhlet Extraction, Gas Chromatographic/Mass Spectrometric Method ^{10,24} 3) Automated Soxhlet Extraction, Gas Chromatographic/Mass Spectrometric Method ^{11,24}
2	Antimony	1) Waste Extraction, Digestion, Inductively Coupled Plasma Method ^{1,4,16} 2) Waste Extraction, Digestion, Inductively Coupled Plasma/Mass Spectrometric Method ^{1,4,17} 3) Digestion, Inductively Coupled Plasma Method ^{7,14} 4) Digestion, Inductively Coupled Plasma/Mass Spectrometric Method ^{7,17}
3	Arsenic	1) Waste Extraction, Digestion, Inductively Coupled Plasma Method ^{1,4,16} 2) Waste Extraction, Digestion, Inductively Coupled Plasma/Mass Spectrometric Method ^{1,4,17} 3) Digestion, Inductively Coupled Plasma Method ^{7,14} 4) Digestion, Inductively Coupled Plasma/Mass Spectrometric Method ^{7,17}
4	Barium	1) Waste Extraction, Digestion, Inductively Coupled Plasma Method ^{1,4,16} 2) Waste Extraction, Digestion, Inductively Coupled Plasma/Mass Spectrometric Method ^{1,4,17} 3) Digestion, Inductively Coupled Plasma Method ^{7,14} 4) Digestion, Inductively Coupled Plasma/Mass Spectrometric Method ^{7,17}

5 Beryllium...

- ๑๔ -

ลำดับที่	สารเคมี	วิธีวิเคราะห์
5	Beryllium	1) Waste Extraction, Digestion, Inductively Coupled Plasma Method ^(1.6.16) 2) Waste Extraction, Digestion, Inductively Coupled Plasma/Mass Spectrometric Method ^(1.6.17) 3) Digestion, Inductively Coupled Plasma Method ^(7.16) 4) Digestion, Inductively Coupled Plasma/Mass Spectrometric Method ^(7.17)
6	Cadmium	1) Waste Extraction, Digestion, Inductively Coupled Plasma Method ^(1.6.16) 2) Waste Extraction, Digestion, Inductively Coupled Plasma/Mass Spectrometric Method ^(1.6.17) 3) Digestion, Inductively Coupled Plasma Method ^(7.16) 4) Digestion, Inductively Coupled Plasma/Mass Spectrometric Method ^(7.17)
7	Chlordane	1) Waste Extraction, Separatory Funnel Liquid-Liquid Extraction, Gas Chromatographic/Mass Spectrometric Method ^(1.9.26) 2) Soxhlet Extraction, Gas Chromatographic/Mass Spectrometric Method ^(10.26) 3) Automated Soxhlet Extraction, Gas Chromatographic/Mass Spectrometric Method ^(11.26)
8	Chromium	1) Waste Extraction, Digestion, Inductively Coupled Plasma Method ^(1.6.16) 2) Waste Extraction, Digestion, Inductively Coupled Plasma/Mass Spectrometric Method ^(1.6.17) 3) Digestion, Inductively Coupled Plasma Method ^(7.16) 4) Digestion, Inductively Coupled Plasma/Mass Spectrometric Method ^(7.17)
9	Chromium (III)	1) Waste Extraction, Digestion, Inductively Coupled Plasma Method; Waste Extraction, Colorimetric Method; Calculation Method ^(1.6.16.19) 2) Waste Extraction, Digestion, Inductively Coupled Plasma/Mass Spectrometric Method; Waste Extraction, Colorimetric Method; Calculation Method ^(1.6.17.19) 3) Digestion, Inductively Coupled Plasma Method; Alkaline Digestion, Colorimetric Method; Calculation Method ^(7.8.16.19) 4) Digestion, Inductively Coupled Plasma/Mass Spectrometric Method; Alkaline Digestion, Colorimetric Method; Calculation Method ^(7.8.17.19)

10 Chromium (VI)...

- ๑๕ -

ลำดับที่	สารเคมี	วิธีวิเคราะห์
10	Chromium (VI)	1) Waste Extraction, Colorimetric Method ^(1.6.19) 2) Alkaline Digestion, Colorimetric Method ^(8.19)
11	Cobalt	1) Waste Extraction, Digestion, Inductively Coupled Plasma Method ^(1.6.16) 2) Waste Extraction, Digestion, Inductively Coupled Plasma/Mass Spectrometric Method ^(1.6.17) 3) Digestion, Inductively Coupled Plasma Method ^(7.16) 4) Digestion, Inductively Coupled Plasma/Mass Spectrometric Method ^(7.17)
12	Copper	1) Waste Extraction, Digestion, Inductively Coupled Plasma Method ^(1.6.16) 2) Waste Extraction, Digestion, Inductively Coupled Plasma/Mass Spectrometric Method ^(1.6.17) 3) Digestion, Inductively Coupled Plasma Method ^(7.16) 4) Digestion, Inductively Coupled Plasma/Mass Spectrometric Method ^(7.17)
13	2,4-D	1) Waste Extraction, Separatory Funnel Liquid-Liquid Extraction, Gas Chromatographic/Mass Spectrometric Method ^(1.9.26) 2) Soxhlet Extraction, Gas Chromatographic/Mass Spectrometric Method ^(10.26) 3) Automated Soxhlet Extraction, Gas Chromatographic/Mass Spectrometric Method ^(11.26)
14	DDD	1) Waste Extraction, Separatory Funnel Liquid-Liquid Extraction, Gas Chromatographic/Mass Spectrometric Method ^(1.9.26) 2) Soxhlet Extraction, Gas Chromatographic/Mass Spectrometric Method ^(10.26) 3) Automated Soxhlet Extraction, Gas Chromatographic/Mass Spectrometric Method ^(11.26)
15	DDE	1) Waste Extraction, Separatory Funnel Liquid-Liquid Extraction, Gas Chromatographic/Mass Spectrometric Method ^(1.9.26) 2) Soxhlet Extraction, Gas Chromatographic/Mass Spectrometric Method ^(10.26) 3) Automated Soxhlet Extraction, Gas Chromatographic/Mass Spectrometric Method ^(11.26)
16	DDT	1) Waste Extraction, Separatory Funnel Liquid-Liquid Extraction, Gas Chromatographic/Mass Spectrometric Method ^(1.9.26)

2) Soxhlet...

- ๑๖ -

ลำดับที่	สารเคมี	วิธีวิเคราะห์
17	Dieldrin	2) Soxhlet Extraction, Gas Chromatographic/Mass Spectrometric Method ^(10.26) 3) Automated Soxhlet Extraction, Gas Chromatographic/Mass Spectrometric Method ^(11.26) 1) Waste Extraction, Separatory Funnel Liquid-Liquid Extraction, Gas Chromatographic/Mass Spectrometric Method ^(1.9.26) 2) Soxhlet Extraction, Gas Chromatographic/Mass Spectrometric Method ^(10.26) 3) Automated Soxhlet Extraction, Gas Chromatographic/Mass Spectrometric Method ^(11.26)
18	Endrin	1) Waste Extraction, Separatory Funnel Liquid-Liquid Extraction, Gas Chromatographic/Mass Spectrometric Method ^(1.9.26) 2) Soxhlet Extraction, Gas Chromatographic/Mass Spectrometric Method ^(10.26) 3) Automated Soxhlet Extraction, Gas Chromatographic/Mass Spectrometric Method ^(11.26)
19	Heptachlor	1) Waste Extraction, Separatory Funnel Liquid-Liquid Extraction, Gas Chromatographic/Mass Spectrometric Method ^(1.9.26) 2) Soxhlet Extraction, Gas Chromatographic/Mass Spectrometric Method ^(10.26) 3) Automated Soxhlet Extraction, Gas Chromatographic/Mass Spectrometric Method ^(11.26)
20	Lead	1) Waste Extraction, Digestion, Inductively Coupled Plasma Method ^(1.6.16) 2) Waste Extraction, Digestion, Inductively Coupled Plasma/Mass Spectrometric Method ^(1.6.17) 3) Digestion, Inductively Coupled Plasma Method ^(7.16) 4) Digestion, Inductively Coupled Plasma/Mass Spectrometric Method ^(7.17)
21	Lindane	1) Waste Extraction, Separatory Funnel Liquid-Liquid Extraction, Gas Chromatographic/Mass Spectrometric Method ^(1.9.26) 2) Soxhlet Extraction, Gas Chromatographic/Mass Spectrometric Method ^(10.26) 3) Automated Soxhlet Extraction, Gas Chromatographic/Mass Spectrometric Method ^(11.26)

22 Mercury...

- ๑๗ -

ลำดับที่	สารเคมี	วิธีวิเคราะห์
22	Mercury	1) Waste Extraction, Digestion, Cold-Vapor Atomic Absorption Spectrometric Method ^(1.6.20) 2) Waste Extraction, Digestion, Cold-Vapor Atomic Fluorescence Spectrometric Method ^(1.6.20) 3) Digestion, Cold-Vapor Atomic Absorption Spectrometric Method ⁽²⁰⁾ 4) Digestion, Cold-Vapor Atomic Fluorescence Spectrometric Method ⁽²⁰⁾ 5) Thermal Decomposition Amalgamation and Atomic Absorption Spectrometric Method ⁽²¹⁾
23	Methoxychlor	1) Waste Extraction, Separatory Funnel Liquid-Liquid Extraction, Gas Chromatographic/Mass Spectrometric Method ^(1.9.26) 2) Soxhlet Extraction, Gas Chromatographic/Mass Spectrometric Method ^(10.26) 3) Automated Soxhlet Extraction, Gas Chromatographic/Mass Spectrometric Method ^(11.26)
24	Mirex	1) Waste Extraction, Separatory Funnel Liquid-Liquid Extraction, Gas Chromatographic/Mass Spectrometric Method ^(1.9.26) 2) Soxhlet Extraction, Gas Chromatographic/Mass Spectrometric Method ^(10.26) 3) Automated Soxhlet Extraction, Gas Chromatographic/Mass Spectrometric Method ^(11.26)
25	Molybdenum	1) Waste Extraction, Digestion, Inductively Coupled Plasma Method ^(1.6.16) 2) Waste Extraction, Digestion, Inductively Coupled Plasma/Mass Spectrometric Method ^(1.6.17) 3) Digestion, Inductively Coupled Plasma Method ^(7.16) 4) Digestion, Inductively Coupled Plasma/Mass Spectrometric Method ^(7.17)
26	Nickel	1) Waste Extraction, Digestion, Inductively Coupled Plasma Method ^(1.6.16) 2) Waste Extraction, Digestion, Inductively Coupled Plasma/Mass Spectrometric Method ^(1.6.17) 3) Digestion, Inductively Coupled Plasma Method ^(7.16) 4) Digestion, Inductively Coupled Plasma/Mass Spectrometric Method ^(7.17)
27	Polychlorinated biphenyls (PCBs) - Aroclor 1016 - Aroclor 1221 - Aroclor 1232 - Aroclor 1242 - Aroclor 1248 - Aroclor 1254 - Aroclor 1260	1) Waste Extraction, Separatory Funnel Liquid-Liquid Extraction, Gas Chromatographic/Mass Spectrometric Method ^(1.9.26) 2) Soxhlet Extraction, Gas Chromatographic Method ^(10.26) 3) Automated Soxhlet Extraction, Gas Chromatographic Method ^(11.26)

- 2-Chlorobiphenyl...

ลำดับที่	สารมลพิษ	วิธีวิเคราะห์
28	- 2-Chlorobiphenyl - 2,3-Dichlorobiphenyl - 2,2',5'-Trichlorobiphenyl - 2,4',5'-Trichlorobiphenyl - 2,2',3,5'-Tetrachlorobiphenyl - 2,2',5,5'-Tetrachlorobiphenyl - 2,3',4',4'-Tetrachlorobiphenyl - 2,2',3,4,5'-Pentachlorobiphenyl - 2,2',4,5,5'-Pentachlorobiphenyl - 2,3,3',4',6-Pentachlorobiphenyl - 2,2',3,4,4',5'-Hexachlorobiphenyl - 2,2',3,4,5,5'-Hexachlorobiphenyl - 2,2',4,4',5,5'-Hexachlorobiphenyl - 2,2',3,3',4,4',5'-Heptachlorobiphenyl - 2,2',3,4,4',5,5'-Heptachlorobiphenyl - 2,2',3,4,4',5,6'-Heptachlorobiphenyl - 2,2',3,4',5,5',6'-Heptachlorobiphenyl - 2,2',3,3',4,4',5,5',6'-Nonachlorobiphenyl Pentachlorophenol	1) Waste Extraction, Separatory Funnel Liquid-Liquid Extraction, Gas Chromatographic/Mass Spectrometric Method ^(1,9,26) 2) Soxhlet Extraction, Gas Chromatographic/Mass Spectrometric Method ^(10,26) 3) Automated Soxhlet Extraction, Gas Chromatographic/Mass Spectrometric Method ^(11,26) Electrometric Method ^(23,24) 1) Waste Extraction, Digestion, Inductively Coupled Plasma Method ^(1,6,16) 2) Waste Extraction, Digestion, Inductively Coupled Plasma/Mass Spectrometric Method ^(1,6,17) 3) Digestion, Inductively Coupled Plasma Method ^(7,16) 4) Digestion, Inductively Coupled Plasma/Mass Spectrometric Method ^(7,17)
29	pH	
30	Selenium	

31 Silver...

ลำดับที่	สารมลพิษ	วิธีวิเคราะห์
31	Silver	1) Waste Extraction, Digestion, Inductively Coupled Plasma Method ^(1,6,16) 2) Waste Extraction, Digestion, Inductively Coupled Plasma/Mass Spectrometric Method ^(1,6,17) 3) Digestion, Inductively Coupled Plasma Method ^(7,16) 4) Digestion, Inductively Coupled Plasma/Mass Spectrometric Method ^(7,17)
32	Thallium	1) Waste Extraction, Digestion, Inductively Coupled Plasma Method ^(1,6,16) 2) Waste Extraction, Digestion, Inductively Coupled Plasma/Mass Spectrometric Method ^(1,6,17) 3) Digestion, Inductively Coupled Plasma Method ^(7,16) 4) Digestion, Inductively Coupled Plasma/Mass Spectrometric Method ^(7,17)
33	Toxaphene	1) Waste Extraction, Separatory Funnel Liquid-Liquid Extraction, Gas Chromatographic/Mass Spectrometric Method ^(1,9,26) 2) Soxhlet Extraction, Gas Chromatographic/Mass Spectrometric Method ^(10,26) 3) Automated Soxhlet Extraction, Gas Chromatographic/Mass Spectrometric Method ^(11,26)
34	Vanadium	1) Waste Extraction, Digestion, Inductively Coupled Plasma Method ^(1,6,16) 2) Waste Extraction, Digestion, Inductively Coupled Plasma/Mass Spectrometric Method ^(1,6,17) 3) Digestion, Inductively Coupled Plasma Method ^(7,16) 4) Digestion, Inductively Coupled Plasma/Mass Spectrometric Method ^(7,17)
35	Zinc	1) Waste Extraction, Digestion, Inductively Coupled Plasma Method ^(1,6,16) 2) Waste Extraction, Digestion, Inductively Coupled Plasma/Mass Spectrometric Method ^(1,6,17) 3) Digestion, Inductively Coupled Plasma Method ^(7,16) 4) Digestion, Inductively Coupled Plasma/Mass Spectrometric Method ^(7,17)

ดิน...

ดิน จำนวน 125 รายการ

ลำดับที่	สารมลพิษ	วิธีวิเคราะห์
1	Acenaphthene	1) Soxhlet Extraction, Gas Chromatographic/Mass Spectrometric Method ^(10,26) 2) Automated Soxhlet Extraction, Gas Chromatographic/Mass Spectrometric Method ^(11,26)
2	Acetone	1) Purge and Trap, Gas Chromatographic/Mass Spectrometric Method ^(15,25) 2) Equilibrium Headspace, Gas Chromatographic/Mass Spectrometric Method ⁽¹³⁾
3	Aldrin	1) Soxhlet Extraction, Gas Chromatographic/Mass Spectrometric Method ^(10,26) 2) Automated Soxhlet Extraction, Gas Chromatographic/Mass Spectrometric Method ^(11,26)
4	Anthracene	1) Soxhlet Extraction, Gas Chromatographic/Mass Spectrometric Method ^(10,26) 2) Automated Soxhlet Extraction, Gas Chromatographic/Mass Spectrometric Method ^(11,26)
5	Antimony	1) Digestion, Inductively Coupled Plasma Method ^(7,16) 2) Digestion, Inductively Coupled Plasma/Mass Spectrometric Method ^(7,17)
6	Arsenic	1) Digestion, Inductively Coupled Plasma Method ^(7,16) 2) Digestion, Inductively Coupled Plasma/Mass Spectrometric Method ^(7,17)
7	Atrazine	1) Soxhlet Extraction, Gas Chromatographic/Mass Spectrometric Method ^(10,26) 2) Automated Soxhlet Extraction, Gas Chromatographic/Mass Spectrometric Method ^(11,26)
8	Barium	1) Digestion, Inductively Coupled Plasma Method ^(7,16) 2) Digestion, Inductively Coupled Plasma/Mass Spectrometric Method ^(7,17)
9	Benz(a)anthracene	1) Soxhlet Extraction, Gas Chromatographic/Mass Spectrometric Method ^(10,26) 2) Automated Soxhlet Extraction, Gas Chromatographic/Mass Spectrometric Method ^(11,26)
10	Benzene	Purge and Trap, Gas Chromatographic/Mass Spectrometric Method ^(15,25)

11 Benzo(b)fluoranthene

ลำดับที่	สารมลพิษ	วิธีวิเคราะห์
11	Benzo(b)fluoranthene	1) Soxhlet Extraction, Gas Chromatographic/Mass Spectrometric Method ^(10,26) 2) Automated Soxhlet Extraction, Gas Chromatographic/Mass Spectrometric Method ^(11,26)
12	Benzo(k)fluoranthene	1) Soxhlet Extraction, Gas Chromatographic/Mass Spectrometric Method ^(10,26) 2) Automated Soxhlet Extraction, Gas Chromatographic/Mass Spectrometric Method ^(11,26)
13	Benzoic acid	1) Soxhlet Extraction, Gas Chromatographic/Mass Spectrometric Method ^(10,26) 2) Automated Soxhlet Extraction, Gas Chromatographic/Mass Spectrometric Method ^(11,26)
14	Benzo(a)pyrene	1) Soxhlet Extraction, Gas Chromatographic/Mass Spectrometric Method ^(10,26) 2) Automated Soxhlet Extraction, Gas Chromatographic/Mass Spectrometric Method ^(11,26)
15	Benzo(g,h,i)perylene	1) Soxhlet Extraction, Gas Chromatographic/Mass Spectrometric Method ^(10,26) 2) Automated Soxhlet Extraction, Gas Chromatographic/Mass Spectrometric Method ^(11,26)
16	Beryllium	1) Digestion, Inductively Coupled Plasma Method ^(7,16) 2) Digestion, Inductively Coupled Plasma/Mass Spectrometric Method ^(7,17)
17	Bis(2-chloroethyl)ether	1) Soxhlet Extraction, Gas Chromatographic/Mass Spectrometric Method ^(10,26) 2) Automated Soxhlet Extraction, Gas Chromatographic/Mass Spectrometric Method ^(11,26)
18	Bis(2-ethylhexyl)phthalate	1) Soxhlet Extraction, Gas Chromatographic/Mass Spectrometric Method ^(10,26) 2) Automated Soxhlet Extraction, Gas Chromatographic/Mass Spectrometric Method ^(11,26)
19	Bromodichloromethane	Purge and Trap, Gas Chromatographic/Mass Spectrometric Method ^(15,25)
20	Bromoform	Purge and Trap, Gas Chromatographic/Mass Spectrometric Method ^(15,25)
21	Butanol	Equilibrium Headspace, Gas Chromatographic/Mass Spectrometric Method ^(13,25)
22	Butyl Benzyl Phthalate	1) Soxhlet Extraction, Gas Chromatographic/Mass Spectrometric Method ^(10,26) 2) Automated Soxhlet Extraction, Gas Chromatographic/Mass Spectrometric Method ^(11,26)

23 Cadmium...

ลำดับที่	สารเคมี	วิธีวิเคราะห์
23	Cadmium	1) Digestion, Inductively Coupled Plasma Method ^(7,16) 2) Digestion, Inductively Coupled Plasma/ Mass Spectrometric Method ^(7,17)
24	Carbazole	1) Soxhlet Extraction, Gas Chromatographic/ Mass Spectrometric Method ^(10,24) 2) Automated Soxhlet Extraction, Gas Chromatographic/ Mass Spectrometric Method ^(11,24)
25	Carbon Disulfide	Purge and Trap, Gas Chromatographic/ Mass Spectrometric Method ^(15,25)
26	Carbon tetrachloride	Purge and Trap, Gas Chromatographic/ Mass Spectrometric Method ^(15,25)
27	Chlordane	1) Soxhlet Extraction, Gas Chromatographic/ Mass Spectrometric Method ^(10,24) 2) Automated Soxhlet Extraction, Gas Chromatographic/ Mass Spectrometric Method ^(11,24)
28	p-Chloroaniline	1) Soxhlet Extraction, Gas Chromatographic/ Mass Spectrometric Method ^(10,24) 2) Automated Soxhlet Extraction, Gas Chromatographic/ Mass Spectrometric Method ^(11,24)
29	Chlorobenzene	Purge and Trap, Gas Chromatographic/ Mass Spectrometric Method ^(15,25)
30	Chlorodibromomethane	Purge and Trap, Gas Chromatographic/ Mass Spectrometric Method ^(15,25)
31	Chloroform	Purge and Trap, Gas Chromatographic/ Mass Spectrometric Method ^(15,25)
32	2-Chlorophenol	1) Soxhlet Extraction, Gas Chromatographic/ Mass Spectrometric Method ^(10,24) 2) Automated Soxhlet Extraction, Gas Chromatographic/ Mass Spectrometric Method ^(11,24)
33	Chromium	1) Digestion, Inductively Coupled Plasma Method ^(7,16) 2) Digestion, Inductively Coupled Plasma/ Mass Spectrometric Method ^(7,17)
34	Chromium (III)	1) Digestion, Inductively Coupled Plasma Method; Alkaline Digestion, Colorimetric Method, Calculation Method ^(7,8,16,19) 2) Digestion, Inductively Coupled Plasma/ Mass Spectrometric Method; Alkaline Digestion, Colorimetric Method; Calculation Method ^(7,8,17,19) Alkaline Digestion, Colorimetric Method ^(8,19)
35	Chromium (VI)	Alkaline Digestion, Colorimetric Method ^(8,19)

36 Chrysene...

ลำดับที่	สารเคมี	วิธีวิเคราะห์
36	Chrysene	1) Soxhlet Extraction, Gas Chromatographic/ Mass Spectrometric Method ^(10,24) 2) Automated Soxhlet Extraction, Gas Chromatographic/ Mass Spectrometric Method ^(11,24)
37	Cyanide	Extraction, Distillation, Colorimetric Method ^(27,28,29)
38	2,4-D	1) Soxhlet Extraction, Gas Chromatographic/ Mass Spectrometric Method ^(10,24) 2) Automated Soxhlet Extraction, Gas Chromatographic/ Mass Spectrometric Method ^(11,24)
39	DDD	1) Soxhlet Extraction, Gas Chromatographic/ Mass Spectrometric Method ^(10,24) 2) Automated Soxhlet Extraction, Gas Chromatographic/ Mass Spectrometric Method ^(11,24)
40	DDE	1) Soxhlet Extraction, Gas Chromatographic/ Mass Spectrometric Method ^(10,24) 2) Automated Soxhlet Extraction, Gas Chromatographic/ Mass Spectrometric Method ^(11,24)
41	DDT	1) Soxhlet Extraction, Gas Chromatographic/ Mass Spectrometric Method ^(10,24) 2) Automated Soxhlet Extraction, Gas Chromatographic/ Mass Spectrometric Method ^(11,24)
42	Dibenz(a,h)anthracene	1) Soxhlet Extraction, Gas Chromatographic/ Mass Spectrometric Method ^(10,24) 2) Automated Soxhlet Extraction, Gas Chromatographic/ Mass Spectrometric Method ^(11,24)
43	Di-n-Butyl Phthalate	1) Soxhlet Extraction, Gas Chromatographic/ Mass Spectrometric Method ^(10,24) 2) Automated Soxhlet Extraction, Gas Chromatographic/ Mass Spectrometric Method ^(11,24)
44	1,2-Dichlorobenzene	Purge and Trap, Gas Chromatographic/ Mass Spectrometric Method ^(15,25)
45	1,3-Dichlorobenzene	Purge and Trap, Gas Chromatographic/ Mass Spectrometric Method ^(15,25)
46	1,4-Dichlorobenzene	Purge and Trap, Gas Chromatographic/ Mass Spectrometric Method ^(15,25)
47	3,3-Dichlorobenzidine	1) Soxhlet Extraction, Gas Chromatographic/ Mass Spectrometric Method ^(10,24) 2) Automated Soxhlet Extraction, Gas Chromatographic/ Mass Spectrometric Method ^(11,24)
48	1,1-Dichloroethane	Purge and Trap, Gas Chromatographic/ Mass Spectrometric Method ^(15,25)

49 1,2-Dichloroethane...

ลำดับที่	สารเคมี	วิธีวิเคราะห์
49	1,2-Dichloroethane	Purge and Trap, Gas Chromatographic/ Mass Spectrometric Method ^(15,25)
50	1,1-Dichloroethylene	Purge and Trap, Gas Chromatographic/ Mass Spectrometric Method ^(15,25)
51	cis-1,2-Dichloroethylene	Purge and Trap, Gas Chromatographic/ Mass Spectrometric Method ^(15,25)
52	trans-1,2-Dichloroethylene	Purge and Trap, Gas Chromatographic/ Mass Spectrometric Method ^(15,25)
53	2,4-Dichlorophenol	1) Soxhlet Extraction, Gas Chromatographic/ Mass Spectrometric Method ^(10,24) 2) Automated Soxhlet Extraction, Gas Chromatographic/ Mass Spectrometric Method ^(11,24)
54	1,2-Dichloropropane	Purge and Trap, Gas Chromatographic/ Mass Spectrometric Method ^(15,25)
55	1,3-Dichloropropane	Purge and Trap, Gas Chromatographic/ Mass Spectrometric Method ^(15,25)
56	1,3-Dichloropropene	Purge and Trap, Gas Chromatographic/ Mass Spectrometric Method ^(15,25)
57	Dieldrin	1) Soxhlet Extraction, Gas Chromatographic/ Mass Spectrometric Method ^(10,24) 2) Automated Soxhlet Extraction, Gas Chromatographic/ Mass Spectrometric Method ^(11,24)
58	Diethyl Phthalate	1) Soxhlet Extraction, Gas Chromatographic/ Mass Spectrometric Method ^(10,24) 2) Automated Soxhlet Extraction, Gas Chromatographic/ Mass Spectrometric Method ^(11,24)
59	2,4-Dimethylphenol	1) Soxhlet Extraction, Gas Chromatographic/ Mass Spectrometric Method ^(10,24) 2) Automated Soxhlet Extraction, Gas Chromatographic/ Mass Spectrometric Method ^(11,24)
60	2,4-Dinitrophenol	1) Soxhlet Extraction, Gas Chromatographic/ Mass Spectrometric Method ^(10,24) 2) Automated Soxhlet Extraction, Gas Chromatographic/ Mass Spectrometric Method ^(11,24)
61	2,4-Dinitrotoluene	1) Soxhlet Extraction, Gas Chromatographic/ Mass Spectrometric Method ^(10,24) 2) Automated Soxhlet Extraction, Gas Chromatographic/ Mass Spectrometric Method ^(11,24)
62	2,6-Dinitrotoluene	1) Soxhlet Extraction, Gas Chromatographic/ Mass Spectrometric Method ^(10,24) 2) Automated Soxhlet Extraction, Gas Chromatographic/ Mass Spectrometric Method ^(11,24)

63 Di-n-Octyl Phthalate...

ลำดับที่	สารเคมี	วิธีวิเคราะห์
63	Di-n-Octyl Phthalate	1) Soxhlet Extraction, Gas Chromatographic/ Mass Spectrometric Method ^(10,24) 2) Automated Soxhlet Extraction, Gas Chromatographic/ Mass Spectrometric Method ^(11,24)
64	Endosulfan	1) Soxhlet Extraction, Gas Chromatographic/ Mass Spectrometric Method ^(10,24) 2) Automated Soxhlet Extraction, Gas Chromatographic/ Mass Spectrometric Method ^(11,24)
65	Endrin	1) Soxhlet Extraction, Gas Chromatographic/ Mass Spectrometric Method ^(10,24) 2) Automated Soxhlet Extraction, Gas Chromatographic/ Mass Spectrometric Method ^(11,24)
66	Ethylbenzene	Purge and Trap, Gas Chromatographic/ Mass Spectrometric Method ^(15,25)
67	Fluoranthene	1) Soxhlet Extraction, Gas Chromatographic/ Mass Spectrometric Method ^(10,24) 2) Automated Soxhlet Extraction, Gas Chromatographic/ Mass Spectrometric Method ^(11,24)
68	Fluorene	1) Soxhlet Extraction, Gas Chromatographic/ Mass Spectrometric Method ^(10,24) 2) Automated Soxhlet Extraction, Gas Chromatographic/ Mass Spectrometric Method ^(11,24)
69	Heptachlor	1) Soxhlet Extraction, Gas Chromatographic/ Mass Spectrometric Method ^(10,24) 2) Automated Soxhlet Extraction, Gas Chromatographic/ Mass Spectrometric Method ^(11,24)
70	Heptachlor epoxide	1) Soxhlet Extraction, Gas Chromatographic/ Mass Spectrometric Method ^(10,24) 2) Automated Soxhlet Extraction, Gas Chromatographic/ Mass Spectrometric Method ^(11,24)
71	Hexachlorobenzene	1) Soxhlet Extraction, Gas Chromatographic/ Mass Spectrometric Method ^(10,24) 2) Automated Soxhlet Extraction, Gas Chromatographic/ Mass Spectrometric Method ^(11,24)
72	Hexachloro-1,3-butadiene	Purge and Trap, Gas Chromatographic/ Mass Spectrometric Method ^(15,25)
73	n-Hexane	1) Purge and Trap, Gas Chromatographic/ Mass Spectrometric Method ^(15,25) 2) Equilibrium Headspace, Gas Chromatographic/ Mass Spectrometric Method ⁽¹³⁾

73 n-Hexane...

ลำดับที่	สารมลพิษ	วิธีวิเคราะห์
74	α -HCH	1) Soxhlet Extraction, Gas Chromatographic/ Mass Spectrometric Method ^(10,26) 2) Automated Soxhlet Extraction, Gas Chromatographic/ Mass Spectrometric Method ^(11,26)
75	β -HCH	1) Soxhlet Extraction, Gas Chromatographic/ Mass Spectrometric Method ^(10,26) 2) Automated Soxhlet Extraction, Gas Chromatographic/ Mass Spectrometric Method ^(11,26)
76	γ -HCH	1) Soxhlet Extraction, Gas Chromatographic/ Mass Spectrometric Method ^(10,26) 2) Automated Soxhlet Extraction, Gas Chromatographic/ Mass Spectrometric Method ^(11,26)
77	Hexachlorocyclopentadiene	1) Soxhlet Extraction, Gas Chromatographic/ Mass Spectrometric Method ^(10,26) 2) Automated Soxhlet Extraction, Gas Chromatographic/ Mass Spectrometric Method ^(11,26)
78	Hexachloroethane	1) Soxhlet Extraction, Gas Chromatographic/ Mass Spectrometric Method ^(10,26) 2) Automated Soxhlet Extraction, Gas Chromatographic/ Mass Spectrometric Method ^(11,26)
79	Indeno(1,2,3-cd)pyrene	1) Soxhlet Extraction, Gas Chromatographic/ Mass Spectrometric Method ^(10,26) 2) Automated Soxhlet Extraction, Gas Chromatographic/ Mass Spectrometric Method ^(11,26)
80	Isophorone	1) Soxhlet Extraction, Gas Chromatographic/ Mass Spectrometric Method ^(10,26) 2) Automated Soxhlet Extraction, Gas Chromatographic/ Mass Spectrometric Method ^(11,26)
81	Lead	1) Digestion, Inductively Coupled Plasma Method ^(7,16) 2) Digestion, Inductively Coupled Plasma/ Mass Spectrometric Method ^(7,17)
82	Manganese	1) Digestion, Inductively Coupled Plasma Method ^(7,16) 2) Digestion, Inductively Coupled Plasma/ Mass Spectrometric Method ^(7,17)
83	Mercury	1) Digestion, Cold-Vapor Atomic Absorption Spectrometric Method ⁽²⁹⁾ 2) Thermal Decomposition, Amalgamation, and Atomic Absorption Spectrophotometry ⁽²¹⁾ 3) Digestion, Cold-Vapor Atomic Fluorescence Spectrometric Method ⁽³⁰⁾

84 Methanol...

ลำดับที่	สารมลพิษ	วิธีวิเคราะห์
84	Methanol	1) Purge and Trap, Gas Chromatographic/ Mass Spectrometric Method ^(15,25) 2) Equilibrium Headspace, Gas Chromatographic/ Mass Spectrometric Method ^(13,25)
85	Methoxychlor	1) Soxhlet Extraction, Gas Chromatographic/ Mass Spectrometric Method ^(10,26) 2) Automated Soxhlet Extraction, Gas Chromatographic/ Mass Spectrometric Method ^(11,26)
86	Methyl Bromide	Purge and Trap, Gas Chromatographic/ Mass Spectrometric Method ^(15,25)
87	Methylene Chloride	Purge and Trap, Gas Chromatographic/ Mass Spectrometric Method ^(15,25)
88	2-methylphenol	1) Soxhlet Extraction, Gas Chromatographic/ Mass Spectrometric Method ^(10,26) 2) Automated Soxhlet Extraction, Gas Chromatographic/ Mass Spectrometric Method ^(11,26)
89	2-Methylnaphthalene	1) Soxhlet Extraction, Gas Chromatographic/ Mass Spectrometric Method ^(10,26) 2) Automated Soxhlet Extraction, Gas Chromatographic/ Mass Spectrometric Method ^(11,26)
90	Methyl tert-Butyl Ether	Purge and Trap, Gas Chromatographic/ Mass Spectrometric Method ^(15,25)
91	Naphthalene	1) Soxhlet Extraction, Gas Chromatographic/ Mass Spectrometric Method ^(10,26) 2) Automated Soxhlet Extraction, Gas Chromatographic/ Mass Spectrometric Method ^(11,26)
92	Nickel	1) Digestion, Inductively Coupled Plasma Method ^(7,16) 2) Digestion, Inductively Coupled Plasma/ Mass Spectrometric Method ^(7,17)
93	Nitrobenzene	1) Soxhlet Extraction, Gas Chromatographic/ Mass Spectrometric Method ^(10,26) 2) Automated Soxhlet Extraction, Gas Chromatographic/ Mass Spectrometric Method ^(11,26)
94	N-Nitrosodiphenylamine	1) Soxhlet Extraction, Gas Chromatographic/ Mass Spectrometric Method ^(10,26) 2) Automated Soxhlet Extraction, Gas Chromatographic/ Mass Spectrometric Method ^(11,26)
95	N-Nitrosodi-n-propylamine	1) Soxhlet Extraction, Gas Chromatographic/ Mass Spectrometric Method ^(10,26) 2) Automated Soxhlet Extraction, Gas Chromatographic/ Mass Spectrometric Method ^(11,26)

96 Polychlorinated biphenyls (PCBs)

ลำดับที่	สารมลพิษ	วิธีวิเคราะห์
96	Polychlorinated biphenyls (PCBs) - Aroclor 1016 - Aroclor 1221 - Aroclor 1232 - Aroclor 1242 - Aroclor 1248 - Aroclor 1254 - Aroclor 1260 - 2-Chlorobiphenyl - 2,2',3,5'-Tetrachlorobiphenyl - 2,2',5,5'-Tetrachlorobiphenyl - 2,3',4,4'-Tetrachlorobiphenyl - 2,2',3,4,5'-Pentachlorobiphenyl - 2,2',4,5,5'-Pentachlorobiphenyl - 2,3',3',4,6-Pentachlorobiphenyl - 2,2',3,4,4',5'-Hexachlorobiphenyl - 2,2',3,4,5,5'-Hexachlorobiphenyl - 2,2',3,5,5',6-Hexachlorobiphenyl - 2,2',4,4',5,5'-Hexachlorobiphenyl - 2,2',3,3',4,4',5'-Heptachlorobiphenyl - 2,2',3,4,4',5,5'-Heptachlorobiphenyl - 2,2',3,4,4',5,6'-Heptachlorobiphenyl - 2,2',3,3',4,4',5,5',6'-Nonachlorobiphenyl - Pentachlorophenol	1) Soxhlet Extraction, Gas Chromatographic/ Mass Spectrometric Method ^(10,26) 2) Automated Soxhlet Extraction, Gas Chromatographic/ Mass Spectrometric Method ^(11,26)
97	Phenanthrene	1) Soxhlet Extraction, Gas Chromatographic/ Mass Spectrometric Method ^(10,26) 2) Automated Soxhlet Extraction, Gas Chromatographic/ Mass Spectrometric Method ^(11,26)

99 Phenol...

ลำดับที่	สารมลพิษ	วิธีวิเคราะห์
99	Phenol	1) Soxhlet Extraction, Gas Chromatographic/ Mass Spectrometric Method ^(10,26) 2) Automated Soxhlet Extraction, Gas Chromatographic/ Mass Spectrometric Method ^(11,26)
100	Pyrene	1) Soxhlet Extraction, Gas Chromatographic/ Mass Spectrometric Method ^(10,26) 2) Automated Soxhlet Extraction, Gas Chromatographic/ Mass Spectrometric Method ^(11,26)
101	Selenium	1) Digestion, Inductively Coupled Plasma Method ^(7,16) 2) Digestion, Inductively Coupled Plasma/ Mass Spectrometric Method ^(7,17)
102	Silver	1) Digestion, Inductively Coupled Plasma Method ^(7,16) 2) Digestion, Inductively Coupled Plasma/ Mass Spectrometric Method ^(7,17)
103	Styrene	Purge and Trap, Gas Chromatographic/ Mass Spectrometric Method ^(15,25)
104	1,1,2,2-Tetrachloroethane	Purge and Trap, Gas Chromatographic/ Mass Spectrometric Method ^(15,25)
105	Tetrachloroethylene	Purge and Trap, Gas Chromatographic/ Mass Spectrometric Method ^(15,25)
106	Toluene	Purge and Trap, Gas Chromatographic/ Mass Spectrometric Method ^(15,25)
107	Toxaphene	1) Soxhlet Extraction, Gas Chromatographic/ Mass Spectrometric Method ^(10,26) 2) Automated Soxhlet Extraction, Gas Chromatographic/ Mass Spectrometric Method ^(11,26)
108	TPH (C ₅ -C ₆)	Purge and Trap, Gas Chromatographic/ Mass Spectrometric Method ^(15,25)
109	TPH (C ₈ -C ₁₆)	1) Automate Extraction, Gas Chromatographic Method ^(11,22) 2) Solvent Extraction, Gas Chromatographic Method ^(11,22) 3) Ultrasonic Extraction, Gas Chromatographic Method ^(22,31)
110	TPH (C ₁₆ -C ₃₂)	1) Automate Extraction, Gas Chromatographic Method ^(11,22) 2) Solvent Extraction, Gas Chromatographic Method ^(11,22) 3) Ultrasonic Extraction, Gas Chromatographic Method ^(22,31)
111	1,2,4-Trichlorobenzene	Purge and Trap, Gas Chromatographic/ Mass Spectrometric Method ^(15,25)
112	1,1,1-Trichloroethane	Purge and Trap, Gas Chromatographic/ Mass Spectrometric Method ^(15,25)
113	1,1,2-Trichloroethane	Purge and Trap, Gas Chromatographic/ Mass Spectrometric Method ^(15,25)
114	Trichloroethylene	Purge and Trap, Gas Chromatographic/ Mass Spectrometric Method ^(15,25)

115 2,4,5-Trichlorophenol...

ลำดับที่	สารเคมี	วิธีวิเคราะห์
115	2,4,5-Trichlorophenol	1) Soxhlet Extraction, Gas Chromatographic/ Mass Spectrometric Method ^(10,24) 2) Automated Soxhlet Extraction, Gas Chromatographic/ Mass Spectrometric Method ^(11,24)
116	2,4,6-Trichlorophenol	1) Soxhlet Extraction, Gas Chromatographic/ Mass Spectrometric Method ^(10,24) 2) Automated Soxhlet Extraction, Gas Chromatographic/ Mass Spectrometric Method ^(11,24)
117	1,3,5-Trimethylbenzene	Purge and Trap, Gas Chromatographic/ Mass Spectrometric Method ^(15,25)
118	Vanadium	1) Digestion, Inductively Coupled Plasma Method ^(7,14) 2) Digestion, Inductively Coupled Plasma/ Mass Spectrometric Method ^(7,17)
119	Vinyl Acetate	Purge and Trap, Gas Chromatographic/ Mass Spectrometric Method ^(15,25)
120	Vinyl Chloride	Purge and Trap, Gas Chromatographic/ Mass Spectrometric Method ^(15,25)
121	m-Xylene	Purge and Trap, Gas Chromatographic/ Mass Spectrometric Method ^(15,25)
122	o-Xylene	Purge and Trap, Gas Chromatographic/ Mass Spectrometric Method ^(15,25)
123	p-Xylene	Purge and Trap, Gas Chromatographic/ Mass Spectrometric Method ^(15,25)
124	Xylene (Total)	Purge and Trap, Gas Chromatographic/ Mass Spectrometric Method ^(15,25)
125	Zinc	1) Digestion, Inductively Coupled Plasma Method ^(7,14) 2) Digestion, Inductively Coupled Plasma/ Mass Spectrometric Method ^(7,17)

เอกสารอ้างอิง

- กระทรวงอุตสาหกรรม, ประกาศกระทรวงอุตสาหกรรม, พ.ศ. 2566, เรื่อง การจัดการสิ่งปฏิกูลหรือวัสดุที่ไม่ใช้แล้ว,ราชกิจจานุเบกษา, 31 พฤษภาคม 2566, เล่มที่ 140 ตอนพิเศษ 126 ง.
- กระทรวงอุตสาหกรรม, ประกาศกระทรวงอุตสาหกรรม, พ.ศ. 2549, เรื่อง กำหนดค่าปริมาณเขม่าควันที่เจือปนในอากาศที่ระบายออกจากปล่องของหม้อไอน้ำโรงสีว่าที่ใช้แลกเปลี่ยนเชื้อเพลิง,ราชกิจจานุเบกษา, 4 ธันวาคม 2549, เล่มที่ 123 ตอนพิเศษ 125ง.
- สมาคมวิศวกรรมสิ่งแวดล้อมแห่งประเทศไทย, คู่มือวิเคราะห์น้ำเสีย, พิมพ์ครั้งที่ 4, กรุงเทพฯ:เรือนแก้วการพิมพ์, 2547.
- APHA, AWWA, WEF, Standard Methods for the Examination of Water and Wastewater, 24th ed. Washington, DC: APHA, 2023.

5. United States...

- United States Environmental Protection Agency, Standards of Performance for New Stationary Sources, 40 CFR 60, Appendix A, 2023.
- United States Environmental Protection Agency, Test Methods for Evaluating Solid Waste Physical/Chemical Methods, SW-846, 2014.
- United States Environmental Protection Agency, Test Methods for Evaluating Solid Waste Physical/Chemical Methods, Acid Digestion of Sludges and Sediments and Soils, SW-846 Method 3050B, 1996.
- United States Environmental Protection Agency, Test Methods for Evaluating Solid Waste Physical/Chemical Methods, Alkaline Digestion for Hexavalent Chromium, SW-846 Method 3060A, 1996.
- United States Environmental Protection Agency, Test Methods for Evaluating Solid Waste Physical/Chemical Methods, Separatory Funnel Liquid-Liquid Extraction, SW-846 Method 3510C, 1996.
- United States Environmental Protection Agency, Test Methods for Evaluating Solid Waste Physical/Chemical Methods, Soxhlet Extraction, SW-846 Method 3540C, 1996.
- United States Environmental Protection Agency, Test Methods for Evaluating Solid Waste Physical/Chemical Methods, Automated Soxhlet Extraction, SW-846 Method 3541, 1994.
- United States Environmental Protection Agency, Test Methods for Evaluating Solid Waste Physical/Chemical Methods, Microscale Solvent Extraction (MSE), SW-846 Method 3570, 2002.
- United States Environmental Protection Agency, Test Methods for Evaluating Solid Waste Physical/Chemical Methods, Volatile Organic Compounds (VOCs) in Various Sample Matrices Using Equilibrium Headspace Analysis, SW-846 Method 5021A, 2014.
- United States Environmental Protection Agency, Test Methods for Evaluating Solid Waste Physical/Chemical Methods, Purge-and-Trap for Aqueous Samples, SW-846 Method 5030B, 1996.
- United States Environmental Protection Agency, Test Methods for Evaluating Solid Waste Physical/Chemical Methods, Closed-System Purge-and-Trap and Extraction for Volatile Organics In Soil and Waste Samples, SW-846 Method 5035, 1996.
- United States Environmental Protection Agency, Test Methods for Evaluating Solid Waste Physical/Chemical Methods, Inductively Coupled Plasma-Atomic Emission Spectrometry, SW-846 Method 6010B, 1996.
- United States Environmental Protection Agency, Test Methods for Evaluating Solid Waste Physical/Chemical Methods, Inductively Coupled Plasma-Mass Spectrometry, SW-846 Method 6020A, 2007.
- United States Environmental Protection Agency, Test Methods for Evaluating Solid Waste Physical/Chemical Methods, Antimony and Arsenic (Atomic Absorption, Borohydride Reduction), SW-846 Method 7062, 1994, เพิ่มใหม่
- United States Environmental Protection Agency, Test Methods for Evaluating Solid Waste Physical/Chemical Methods, Chromium, Hexavalent (Colorimetric), SW-846 Method 7196A, 1992.

20. United States...

20. United States...

- United States Environmental Protection Agency, Test Methods for Evaluating Solid Waste Physical/Chemical Methods, Mercury in Solid or Semisolid Waste (Manual Cold-Vapor Technique), SW-846 Method 7471B, 2007.
- United States Environmental Protection Agency, Test Methods for Evaluating Solid Waste Physical/Chemical Methods, Mercury in Solids and Solutions by Thermal Decomposition, Amalgamation, and Atomic Absorption Spectrophotometry, SW-846 Method 7473, 2007.
- United States Environmental Protection Agency, Test Methods for Evaluating Solid Waste Physical/Chemical Methods, Nonhalogenated Organics by Gas Chromatography, SW-846 Method 8015C, 2007.
- United States Environmental Protection Agency, Test Methods for Evaluating Solid Waste Physical/Chemical Methods, pH Electrometric Measurement, SW-846 Method 9040C, 2004.
- United States Environmental Protection Agency, Test Methods for Evaluating Solid Waste Physical/Chemical Methods, Soil and Waste pH, SW-846 Method 9045D, 2004.
- United States Environmental Protection Agency, Test Methods for Evaluating Solid Waste Physical/Chemical Methods, Volatile Organic Compounds by Gas Chromatography/
Mass Spectrometry (GC/MS), SW-846 Method 8260D, 2018.
- United States Environmental Protection Agency, Test Methods for Evaluating Solid Waste Physical/Chemical Methods, Semivolatile Organic Compounds by Gas Chromatography/
Mass Spectrometry (GC/MS), SW-846 Method 8270E, 2018.
- United States Environmental Protection Agency, Test Methods for Evaluating Solid Waste Physical/Chemical Methods, Total and Amenable Cyanide: Distillation SW-846 Method 9010B, 1996.
- United States Environmental Protection Agency, Test Methods for Evaluating Solid Waste Physical/Chemical Methods, Cyanide Extraction Procedure for Solids and OIL, SW-846 Method 9013A, 1996.
- United States Environmental Protection Agency, Test Methods for Evaluating Solid Waste Physical/Chemical Methods, Cyanide in Waters and Extracts Using Titrimetric and Manual Spectrophotometric Procedures, SW-846 Method 9014, 2014.
- United States Environmental Protection Agency, Test Methods for Evaluating Solid Waste Physical/Chemical Methods, Mercury in Sediment and Tissue Samples by Atomic Fluorescence Spectrometry, SW-846 Method 7474, 2007.
- United States Environmental Protection Agency, Test Methods for Evaluating Solid Waste Physical/Chemical Methods, Ultrasonic Extraction, SW-846 Method 3550C, 2007.

31



ที่ อก ๐๓๓๐(๑)/ ๔๔ ๒ ๒๓

กรมโรงงานอุตสาหกรรม
ถนนพระรามที่ ๖ แขวงทุ่งพญาไท
เขตราชเทวี กรุงเทพฯ ๑๐๕๐๐

๒๕ มีนาคม ๒๕๖๗

เรื่อง เปลี่ยนแปลงบุคลากรของห้องปฏิบัติการวิเคราะห์

เรียน กรรมการผู้จัดการ บริษัท เอแอลเอส แลборาทอรี กรุ๊ป (ประเทศไทย) จำกัด

อ้างถึง คำขอขึ้นทะเบียน/ต่ออายุ/เปลี่ยนแปลงบุคลากร และชนิดสารเคมีของห้องปฏิบัติการวิเคราะห์เอกชน
ลงวันที่ ๒๕ มีนาคม ๒๕๖๗

ตามคำขอที่อ้างถึง บริษัท เอแอลเอส แลборาทอรี กรุ๊ป (ประเทศไทย) จำกัด ห้องปฏิบัติการ
วิเคราะห์เอกชน เลขทะเบียน ๖-๒๐๔ สดงตั้งเลขที่ ๑๐๔ ซอยพัฒนาการ ๔๐ ถนนพัฒนาการ แขวงพัฒนาการ
เขตสวนหลวง กรุงเทพมหานคร ขอเปลี่ยนแปลงบุคลากร ความละเอียดแจ้งแล้ว นั้น

กรมโรงงานอุตสาหกรรมพิจารณาแล้ว มีความเห็นดังนี้

๑. ให้ยกเลิกเจ้าหน้าที่ประจำห้องปฏิบัติการวิเคราะห์ จำนวน ๓ ราย

๑) นางสาวพรนิตา พุ่มงอก ทะเบียนเลขที่ ๖-๒๐๔-๖-๐๐๖๕

๒) นายกำชัย สุทธิยะ ทะเบียนเลขที่ ๖-๒๐๔-๖-๐๑๒๑

๓) นางสาวศุภาดา ปิ่นมูรา ทะเบียนเลขที่ ๖-๒๐๔-๖-๐๑๓๘

๒. ให้เพิ่มเจ้าหน้าที่ห้องปฏิบัติการวิเคราะห์เอกชน จำนวน ๑๒ ราย

๑) นางสาวฐานิดา กลิ่นเขียว ทะเบียนเลขที่ ๖-๒๐๔-๖-๐๑๘๒

๒) นางสาวกัญญ์กัลกร สายคำ ทะเบียนเลขที่ ๖-๒๐๔-๖-๐๑๘๓

๓) นางสาวณัฐนันท์ กัมพะวงค์ ทะเบียนเลขที่ ๖-๒๐๔-๖-๐๑๘๔

๔) นายอำนาจ วรชวเคน ทะเบียนเลขที่ ๖-๒๐๔-๖-๐๑๘๕

๕) นายเกษมเดช ปัญญาวงศ์ ทะเบียนเลขที่ ๖-๒๐๔-๖-๐๑๘๖

๖) นายณัฐกร พรรษา ทะเบียนเลขที่ ๖-๒๐๔-๖-๐๑๘๗

๗) นายวิรัตน์ ผ่องงามสวน ทะเบียนเลขที่ ๖-๒๐๔-๖-๐๑๘๘

๘) นายณัฐพงศ์ โสภา ทะเบียนเลขที่ ๖-๒๐๔-๖-๐๑๘๙

๙) นายศักรินทร์ ปานเพ็ง ทะเบียนเลขที่ ๖-๒๐๔-๖-๐๑๙๐

๑๐) นายณัฐพล ชุ่มถิ่น ทะเบียนเลขที่ ๖-๒๐๔-๖-๐๑๙๑

๑๑) นายอนา สุภาพันธุ์ ทะเบียนเลขที่ ๖-๒๐๔-๖-๐๑๙๒

๑๒) นายนารธร แก้วพงษ์ชา ทะเบียนเลขที่ ๖-๒๐๔-๖-๐๑๙๓

อนึ่ง หนังสือฉบับนี้...

อนึ่ง หนังสือฉบับนี้ จะหมดอายุพร้อมหนังสือต่ออายุขึ้นทะเบียนห้องปฏิบัติการวิเคราะห์เอกชน
ในวันที่ ๒ กันยายน ๒๕๖๔

จึงเรียนมาเพื่อทราบ

ขอแสดงความนับถือ

14
(นายพรยศ กลั่นครอง)
รองเลขาธิการกรม
ส่งเสริมโรงงานอุตสาหกรรม

กองวิจัยและเตือนภัยมลพิษโรงงาน
กลุ่มมาตรฐานวิธีการวิเคราะห์ทดสอบมลพิษและทะเบียนห้องปฏิบัติการ
โทร. ๐ ๒๔๓๐ ๖๓๑๒ ต่อ ๒๑๐๓-๕
โทรสาร ๐ ๒๔๓๐ ๖๓๑๒ ต่อ ๒๑๑๙๙
ไปรษณีย์อิเล็กทรอนิกส์ sarabangediv.mail.go.th



"อุตสาหกรรมก้าวไกล ประมอญไทยก้าวหน้า ร่วมกันพัฒนา อุตสาหกรรมสีเขียว"



ที่ อก ๐๓๑๐(๓)/ ๒๕ ๗๐

กรมโรงงานอุตสาหกรรม
ถนนพระรามที่ ๖ แขวงทุ่งพญาไท
เขตราชเทวี กรุงเทพฯ ๑๐๔๐๐

๒๕ มิถุนายน ๒๕๖๕

เรื่อง ขึ้นทะเบียนห้องปฏิบัติการวิเคราะห์เอกชน

เรียน กรรมการผู้จัดการ บริษัท เอแอลเอส แลบบอราทอรี กรุ๊ป (ประเทศไทย) จำกัด

อ้างถึง คำขอขึ้นทะเบียน/ต่ออายุ/เปลี่ยนแปลงบุคลากร และชนิดสารมลพิษของห้องปฏิบัติการวิเคราะห์เอกชน
ลงวันที่ ๒๙ เมษายน ๒๕๖๔

สิ่งที่ส่งมาด้วย เอกสารแนบท้ายหนังสือรับขึ้นทะเบียนห้องปฏิบัติการวิเคราะห์เอกชน
บริษัท เอแอลเอส แลบบอราทอรี กรุ๊ป (ประเทศไทย) จำกัด จำนวน ๒ แผ่น

ตามหนังสือที่อ้างถึง บริษัท เอแอลเอส แลบบอราทอรี กรุ๊ป (ประเทศไทย) จำกัด ขอขึ้นทะเบียน
ห้องปฏิบัติการวิเคราะห์เอกชน พร้อมรายชื่อผู้ควบคุมดูแลห้องปฏิบัติการวิเคราะห์ เจ้าหน้าที่ประจำ
ห้องปฏิบัติการวิเคราะห์ และรายการสารมลพิษที่จะทำการวิเคราะห์ ต่อกรมโรงงานอุตสาหกรรม นั้น

กรมโรงงานอุตสาหกรรมพิจารณาแล้ว ให้บริษัท เอแอลเอส แลบบอราทอรี กรุ๊ป
(ประเทศไทย) จำกัด ขึ้นทะเบียนห้องปฏิบัติการวิเคราะห์เอกชน มีเลขทะเบียน ๖-๒๒๓ สถานที่ตั้งเลขที่
๖๒๖/๑๐ หมู่ที่ ๕ ตำบลแม่ไม้ อำเภอบางบาล จังหวัดพระนครศรีอยุธยา โดยมีองค์ประกอบดังนี้

ก. ผู้ควบคุมดูแลห้องปฏิบัติการวิเคราะห์

๑) นายเดช ช้างชน	ทะเบียนเลขที่ ๖-๒๒๓-จ-๙๔๔๒
๒) นางวิลาวัลย์ บริรักษ์	ทะเบียนเลขที่ ๖-๒๒๓-จ-๙๔๔๓
๓) นายสุพรรณ สดามะดี	ทะเบียนเลขที่ ๖-๒๒๓-จ-๙๔๔๔

ข. เจ้าหน้าที่ประจำห้องปฏิบัติการวิเคราะห์

๑) นางสาวณัฐพร บรรจงกิจ	ทะเบียนเลขที่ ๖-๒๒๓-จ-๙๔๔๕
๒) นางพจนา สีดา	ทะเบียนเลขที่ ๖-๒๒๓-จ-๙๔๔๖
๓) นางสาวนิตา กุลสุริวงศ์	ทะเบียนเลขที่ ๖-๒๒๓-จ-๙๔๔๗
๔) นายพิทยา ทองแดง	ทะเบียนเลขที่ ๖-๒๒๓-จ-๙๔๔๘
๕) นางชัชชญา สุนทร	ทะเบียนเลขที่ ๖-๒๒๓-จ-๙๔๔๙
๖) ว่าที่ ร.ต.ธนชัย ม่วงมา	ทะเบียนเลขที่ ๖-๒๒๓-จ-๙๔๕๐
๗) นายวรวิทย์ ทับทา	ทะเบียนเลขที่ ๖-๒๒๓-จ-๙๔๕๑
๘) นายศักดิ์สินรินทร์ จรัสกาย	ทะเบียนเลขที่ ๖-๒๒๓-จ-๙๔๕๒
๙) นายสุรศักดิ์ สาชิน	ทะเบียนเลขที่ ๖-๒๒๓-จ-๙๔๕๓
๑๐) นางสาวเพชรคุณ ภาณุตานนท์	ทะเบียนเลขที่ ๖-๒๒๓-จ-๙๔๕๔
๑๑) นายสถาพร ถาแก้ว	ทะเบียนเลขที่ ๖-๒๒๓-จ-๙๔๕๕
๑๒) นายสุรศักดิ์รงค์ โชคดีนิรันดร์	ทะเบียนเลขที่ ๖-๒๒๓-จ-๙๔๕๖

๑๓) นายวิมล...

๑๓) นายวิมล หันไชยเนาว์	ทะเบียนเลขที่ ๖-๒๒๓-จ-๙๔๕๗
๑๔) นางสาวนาถิ์ เจริญตระกูล	ทะเบียนเลขที่ ๖-๒๒๓-จ-๙๔๕๘
๑๕) นางสาวนิตา ผดุงจิตต์	ทะเบียนเลขที่ ๖-๒๒๓-จ-๙๔๕๙
๑๖) นายธนสิทธิ์ วงศ์ไชย	ทะเบียนเลขที่ ๖-๒๒๓-จ-๙๔๖๐
๑๗) นายชัยสุนทร เลิศนันทกุลชัย	ทะเบียนเลขที่ ๖-๒๒๓-จ-๙๔๖๑
๑๘) นายสิริจาง เพ็ชรแสง	ทะเบียนเลขที่ ๖-๒๒๓-จ-๙๔๖๒
๑๙) นายกันตกร มณีสัมพันธ์	ทะเบียนเลขที่ ๖-๒๒๓-จ-๙๔๖๓
๒๐) นางสาวจินนีย์ โกเมนชนะ	ทะเบียนเลขที่ ๖-๒๒๓-จ-๙๔๖๔
๒๑) นายธนากร อธิกจินดา	ทะเบียนเลขที่ ๖-๒๒๓-จ-๙๔๖๕
๒๒) นายศุภณัฐ ทิพย์พันธ์	ทะเบียนเลขที่ ๖-๒๒๓-จ-๙๔๖๖
๒๓) นายศุภชัย วงศ์สุริยฉาย	ทะเบียนเลขที่ ๖-๒๒๓-จ-๙๔๖๗
๒๔) นายปฐมพงศ์ กรสวลี	ทะเบียนเลขที่ ๖-๒๒๓-จ-๙๔๖๘
๒๕) นายไธว ดันโพธิ์	ทะเบียนเลขที่ ๖-๒๒๓-จ-๙๔๖๙
๒๖) นางสาวกิตติยา สัตยาธิษฐาน	ทะเบียนเลขที่ ๖-๒๒๓-จ-๙๔๗๐
๒๗) นางสาวเจษฎาพร ศรีบุญเรือง	ทะเบียนเลขที่ ๖-๒๒๓-จ-๙๔๗๑
๒๘) นางสาวสุนทรินทร์ สิงห์เงา	ทะเบียนเลขที่ ๖-๒๒๓-จ-๙๔๗๒
๒๙) นางสาววิรัตน์ ศิริมงคลโร	ทะเบียนเลขที่ ๖-๒๒๓-จ-๙๔๗๓
๓๐) นายพิพัฒน์ นิกิตร์เศรษฐ์	ทะเบียนเลขที่ ๖-๒๒๓-จ-๙๔๗๔
๓๑) นายศิริวิทย์ เรืองสม	ทะเบียนเลขที่ ๖-๒๒๓-จ-๙๔๗๕
๓๒) นายปารามศ สัตยาคุณ	ทะเบียนเลขที่ ๖-๒๒๓-จ-๙๔๗๖
๓๓) นายณฐาพร ธรรมสโร	ทะเบียนเลขที่ ๖-๒๒๓-จ-๙๔๗๗
๓๔) นางสาวศุภรัตน์ โสจันทร์	ทะเบียนเลขที่ ๖-๒๒๓-จ-๙๔๗๘
๓๕) นายเพชรกร อินทรเสนา	ทะเบียนเลขที่ ๖-๒๒๓-จ-๙๔๗๙
๓๖) นายทิวากร เชื้อมาก	ทะเบียนเลขที่ ๖-๒๒๓-จ-๙๔๘๐
๓๗) นายอนุรักษ ทองขจรศักดิ์	ทะเบียนเลขที่ ๖-๒๒๓-จ-๙๔๘๑
๓๘) นายอภิชาติ วิลาศ	ทะเบียนเลขที่ ๖-๒๒๓-จ-๙๔๘๒
๓๙) นายจรัสศรี ศรีรักษา	ทะเบียนเลขที่ ๖-๒๒๓-จ-๙๔๘๓
๔๐) นายประสาธน์พร เชื้อนเพชร	ทะเบียนเลขที่ ๖-๒๒๓-จ-๙๔๘๔
๔๑) นายภาณุวัฒน์ วังบง	ทะเบียนเลขที่ ๖-๒๒๓-จ-๙๔๘๕
๔๒) นายสันติ ชัยชนะ	ทะเบียนเลขที่ ๖-๒๒๓-จ-๙๔๘๖
๔๓) นายสิทธิชัย แก้วภาค	ทะเบียนเลขที่ ๖-๒๒๓-จ-๙๔๘๗
๔๔) นายทินกร กุลชาติ	ทะเบียนเลขที่ ๖-๒๒๓-จ-๙๔๘๘

ค. ขอขยายสารมลพิษที่ได้รับขึ้นทะเบียนให้วิเคราะห์ในน้ำเสีย จำนวน ๑๔ รายการ
อากาศเสีย (ปล่องระบาย) จำนวน ๗ รายการ และน้ำใต้ดิน จำนวน ๓ รายการ รวมทั้งสิ้นจำนวน ๒๔ รายการ
ตามสิ่งที่ส่งมาด้วย

หนังสือฉบับนี้มีอายุ ๓ ปี นับจากวันที่กรมโรงงานอุตสาหกรรมออกหนังสือ หากประสงค์
จะต่ออายุหนังสือรับขึ้นทะเบียนห้องปฏิบัติการวิเคราะห์เอกชน ให้ยื่นคำขอต่ออายุพร้อมเอกสารประกอบ
คำขอต่อกรมโรงงานอุตสาหกรรมภายใน ๓๐ วัน ก่อนวันสิ้นอายุของหนังสือรับขึ้นทะเบียนห้องปฏิบัติการ
วิเคราะห์เอกชน ซึ่งคำขอต่ออายุดังกล่าวขอรับได้ที่กรมโรงงานอุตสาหกรรม

จึงเรียนมาเพื่อทราบ

ขอแสดงความนับถือ

15
(นางจินดา เศษศรีรินทร์)
ผู้อำนวยการกองวิจัยและเตือนภัยมลพิษโรงงาน
ปฏิบัติการตามหนังสือกรมโรงงานอุตสาหกรรม

๒๕ มิ.ย. ๒๕๖๕

กองวิจัยและเตือนภัยมลพิษโรงงาน
ศูนย์วิจัยและเตือนภัยมลพิษโรงงานภาคตะวันออก
โทร. ๐ ๓๘๐๕ ๗๒๖๑-๓
ไปรษณีย์อิเล็กทรอนิกส์ eirw@div.mail.go.th

เอกสารแนบท้ายหนังสือรับขึ้นทะเบียนห้องปฏิบัติการวิเคราะห์เอกชน
บริษัท เอแอลเอส แลบบอราทอรี กรุ๊ป (ประเทศไทย) จำกัด เลขทะเบียน ๗-๓๒๓
ที่ อก ๐๓๑๐(๓)/ ๖๔๗๐ ลงวันที่ ๒๘ มิถุนายน ๒๕๖๕

ขอขยายสารมลพิษที่ได้รับขึ้นทะเบียนจากกรมโรงงานอุตสาหกรรม จำนวน ๒๔ รายการ
น้ำเสีย จำนวน 14 รายการ

ลำดับที่	สารมลพิษ	วิธีวิเคราะห์
1	Biochemical Oxygen Demand	1) 5-Day BOD Test, Membrane Electrode Method ^[2] 2) 5-Day BOD Test, Azide Modification Method ^[2]
2	Chemical Oxygen Demand	1) Open Reflux, Titrimetric Method ^[2] 2) Closed Reflux, Colorimetric Method ^[2] 3) Closed Reflux, Titrimetric Method ^[2]
3	Color	ADMI Weighted - Ordinate Spectrophotometric Method ^[2]
4	Cyanide	Distillation, Colorimetric Method ^[2]
5	Formaldehyde	Distillation, Colorimetric Method ^[1]
6	Free Chlorine	DPD-Ferrous Titrimetric Method ^[2]
7	Oil and Grease	Liquid-Liquid Partition-Gravimetric Method ^[2]
8	pH	Electrometric Method ^[2]
9	Phenols	1) Distillation, Chloroform Extraction Method ^[2] 2) Distillation, Direct Photometric Method ^[2]
10	Sulfide	ZnS Precipitation, Iodometric Method ^[2]
11	Temperature	Laboratory and Field Method ^[2]
12	Total Dissolved Solids	Dried at 180 °C ^[2]
13	Total Kjeldahl Nitrogen	Semi-Micro Kjeldahl Method ^[2]
14	Total Suspended Solids	Dried at 103-105 °C ^[2]

อากาศเสีย (ปล่อยระบาย) จำนวน 7 รายการ

ลำดับที่	สารมลพิษ	วิธีวิเคราะห์
1	Carbon Monoxide	1) Sampling Bag, Non-Dispersive Infrared Method ^[5] 2) Instrumental Analyzer Method ^[5]
2	Hydrogen Sulfide	Absorption Sampling, Iodometric Method ^[5]
3	Opacity	Ringelmann's Method ^[3,4]
4	Oxide of Nitrogen	1) Absorption Sampling, Phenoldisulfonic Acid Method ^[6] 2) Instrumental Analyzer Method ^[9]
5	Sulfur Dioxide	1) Absorption Sampling, Barium-Thorin Titrimetric Method ^[5] 2) Instrumental Analyzer Method ^[10]

วิศกร สัมฤทธิ์

(นางสาววิชุดา สัมฤทธิ์ผล)

ผู้อำนวยการ

ศูนย์วิจัยและเฝ้าระวังมลพิษโรงงานภาคตะวันออก

Sulfuric Acid...

-2-

ลำดับที่	สารมลพิษ	วิธีวิเคราะห์
6	Sulfuric Acid	Isokinetic Sampling, Barium - Thorin Titrimetric Method ^[6]
7	Total Suspended Particulate	Isokinetic Sampling, Gravimetric Method ^[7]

น้ำได้ดิน จำนวน 3 รายการ

ลำดับที่	สารมลพิษ	วิธีวิเคราะห์
1	Cyanide	Distillation, Colorimetric Method ^[2]
2	pH	Electrometric Method ^[2]
3	Phenols	Distillation, Direct Photometric Method ^[2]

เอกสารอ้างอิง

1. ธงชัย พรหมสวัสดิ์ และวิบูลย์ลักษณ์ วิสุทธิศักดิ์, บรรณาธิการ. (2547) คู่มือวิเคราะห์น้ำเสีย. พิมพ์ครั้งที่ 4. กรุงเทพฯ: สมาคมวิศวกรรมสิ่งแวดล้อมแห่งประเทศไทย.
2. APHA, AWWA, WEF. Standard Methods for the Examination of Water and Wastewater. 23rd ed. Washington, DC : APHA, 2017
3. กระทรวงอุตสาหกรรม. ประกาศกระทรวงอุตสาหกรรม, พ.ศ. 2549. เรื่อง กำหนดค่าปริมาณเคมีภัณฑ์ที่เจือปนในอากาศที่ระบายออกจากรถยนต์ของรถยนต์ที่ขับเคลื่อนด้วยเชื้อเพลิง. ราชกิจจานุเบกษา. 4 ธันวาคม 2549. เล่มที่ 123 ตอนพิเศษ 125ง.
4. กระทรวงอุตสาหกรรม. ประกาศกระทรวงอุตสาหกรรม, พ.ศ. 2549. เรื่อง กำหนดค่าปริมาณเคมีภัณฑ์ที่เจือปนในอากาศที่ระบายออกจากรถยนต์ของรถยนต์ที่ขับเคลื่อนด้วยเชื้อเพลิง. ราชกิจจานุเบกษา. 4 ธันวาคม 2549. เล่มที่ 123 ตอนพิเศษ 125ง.
5. United States Environmental Protection. Standards of Performance for New Stationary Sources. 40 CFR 60. Appendix A, 2017.
6. United States Environmental Protection. Standards of Performance for New Stationary Sources. 40 CFR 60. Appendix A, 2019.
7. United States Environmental Protection. Standards of Performance for New Stationary Sources. 40 CFR 60. Appendix A, 2020.
8. United States Environmental Protection Agency. Determination of Carbon Monoxide Emissions from Stationary Sources; Instrumental Analyzer Procedure. 40 CFR 60. Appendix A Method 10, 2017.
9. United States Environmental Protection Agency. Determination of Oxide of Nitrogen Emissions from Stationary Sources; Instrumental Analyzer Procedure. 40 CFR 60. Appendix A Method 7E, 2019.
10. United States Environmental Protection Agency. Determination of Sulfur Dioxide Emissions from Stationary Sources; Instrumental Analyzer Procedure. 40 CFR 60. Appendix A Method 6C, 2017.

วิศกร สัมฤทธิ์

(นางสาววิชุดา สัมฤทธิ์ผล)

ผู้อำนวยการ

ศูนย์วิจัยและเฝ้าระวังมลพิษโรงงานภาคตะวันออก

ศูนย์วิจัยและเฝ้าระวังมลพิษโรงงานภาคตะวันออก กองวิจัยและเฝ้าระวังมลพิษโรงงาน กรมโรงงานอุตสาหกรรม โทร ๐๓๑๕ ๙๐๓๓-๓

สำเนา

ที่ อก ๐๓๑๐/ ๖๔๗๐

กรมโรงงานอุตสาหกรรม
ถนนพระรามที่ ๖ แขวงทุ่งพญาไท
เขตราชเทวี กรุงเทพฯ ๑๐๔๐๐

๒๒ มิ.ย. ๒๕๖๕

เรื่อง เปลี่ยนแปลงบุคลากรของห้องปฏิบัติการวิเคราะห์

เรียน กรรมการผู้จัดการ บริษัท เอแอลเอส แลบบอราทอรี กรุ๊ป (ประเทศไทย) จำกัด

อ้างถึง คำขอเปลี่ยนแปลงบุคลากรของห้องปฏิบัติการวิเคราะห์เอกชน ลงวันที่ ๑๔ มีนาคม ๒๕๖๖

ตามหนังสือที่อ้างถึง บริษัท เอแอลเอส แลบบอราทอรี กรุ๊ป (ประเทศไทย) จำกัด ห้องปฏิบัติการวิเคราะห์เอกชน เลขทะเบียน ๗-๓๒๓ สถานที่ตั้งเลขที่ ๖๓๖/๑๐ หมู่ที่ ๕ ตำบลแม่ไม้ อำเภอลำปาง จังหวัดพะเยา ขอเปลี่ยนแปลงบุคลากรของห้องปฏิบัติการวิเคราะห์ ความละเอียดแจ้งแล้ว นั้น

กรมโรงงานอุตสาหกรรมพิจารณาแล้ว มีความเห็นดังนี้

ก. ให้งดเลิกเจ้าหน้าที่ประจำห้องปฏิบัติการวิเคราะห์ จำนวน ๕ ราย

- | | |
|-----------------------------|----------------------------|
| ๑) นางสาวจะภาพร ศรีบุญเรือง | ทะเบียนเลขที่ ๗-๓๒๓-จ-๙๔๙๓ |
| ๒) นางสาวจันทิมา สิงห์ใจ | ทะเบียนเลขที่ ๗-๓๒๓-จ-๙๔๙๓ |
| ๓) นางสาววันดี ผดุงจิตต์ | ทะเบียนเลขที่ ๗-๓๒๓-จ-๙๔๙๔ |
| ๔) นายศุภณัฐ ทิพย์พันธ์ | ทะเบียนเลขที่ ๗-๓๒๓-จ-๙๔๖๖ |
| ๕) นายสิทธิชัย แก้วเกตุ | ทะเบียนเลขที่ ๗-๓๒๓-จ-๙๔๘๘ |

ข. ให้เพิ่มเจ้าหน้าที่ประจำห้องปฏิบัติการวิเคราะห์ จำนวน ๑๒ ราย

- | | |
|------------------------------|----------------------------|
| ๑) นายณัฐพงษ์ เพ็งช้วน | ทะเบียนเลขที่ ๗-๓๒๓-จ-๐๐๐๑ |
| ๒) นางสาวกัญญพรรณ รักดี | ทะเบียนเลขที่ ๗-๓๒๓-จ-๐๐๐๒ |
| ๓) นางสาวจุฬารัตน์ สีทองกลาง | ทะเบียนเลขที่ ๗-๓๒๓-จ-๐๐๐๓ |
| ๔) นางสาวจิตติภา ประไพพงษ์ | ทะเบียนเลขที่ ๗-๓๒๓-จ-๐๐๐๔ |
| ๕) นายสรวิชัย คุ้มภัย | ทะเบียนเลขที่ ๗-๓๒๓-จ-๐๐๐๕ |
| ๖) นายณัฐวุฒิ อมพรธรรม | ทะเบียนเลขที่ ๗-๓๒๓-จ-๐๐๐๖ |
| ๗) นายจิตรกร สีวงศา | ทะเบียนเลขที่ ๗-๓๒๓-จ-๐๐๐๗ |
| ๘) นายสิทธิพงษ์ สุวรรณรัตน์ | ทะเบียนเลขที่ ๗-๓๒๓-จ-๐๐๐๘ |
| ๙) นายสิทธิพันธ์ เสนาชีว | ทะเบียนเลขที่ ๗-๓๒๓-จ-๐๐๐๙ |
| ๑๐) นายอนุวัฒน์ เตม | ทะเบียนเลขที่ ๗-๓๒๓-จ-๐๐๑๐ |
| ๑๑) นายสุวิทย์ นราพงษ์ | ทะเบียนเลขที่ ๗-๓๒๓-จ-๐๐๑๑ |
| ๑๒) นายอดิศักดิ์ ตะวิบูลย์ | ทะเบียนเลขที่ ๗-๓๒๓-จ-๐๐๑๒ |

อนึ่ง..

-๒-

อนึ่ง หนังสือฉบับนี้จะมีผลตามอายุพร้อมหนังสือรับขึ้นทะเบียนห้องปฏิบัติการวิเคราะห์เอกชน
ที่ อก ๐๓๑๐(๓)/๖๔๗๐ ลงวันที่ ๒๘ มิถุนายน ๒๕๖๕ คือในวันที่ ๒๘ มิถุนายน ๒๕๖๗ ทั้งนี้ สามารถยื่นคำขอผ่าน
ระบบอิเล็กทรอนิกส์ได้ที่หน้าเว็บไซต์กรมโรงงานอุตสาหกรรมตาม QR Code ที่แนบหนังสือนี้

จึงเรียนมาเพื่อทราบ

ขอแสดงความนับถือ

(นายทวี อัมพพันธ์)

ผู้อำนวยการศูนย์วิจัยและเฝ้าระวังมลพิษโรงงานภาคตะวันออก
ปลัดบริหารการแทนอธิบดีกรมโรงงานอุตสาหกรรม

ศูนย์วิจัยและเฝ้าระวังมลพิษโรงงานภาคตะวันออก
โทร. ๐ ๓๓๑๓ ๖๐๕๔ ต่อ ๕๐๐๑-๒
ไปรษณีย์อิเล็กทรอนิกส์ einw@div.mail.go.th



ยื่นคำขอผ่านระบบอิเล็กทรอนิกส์



"อุตสาหกรรมก้าวไกล ประเทศไทยก้าวทัน ร่วมกันพัฒนา อุตสาหกรรมสีเขียว"



ที่ อก ๐๓๒๐/๒๕๖๕.๗



กรมโรงงานอุตสาหกรรม
ถนนพระรามที่ ๖ แขวงทุ่งพญาไท
เขตราชเทวี กรุงเทพฯ ๑๐๔๐๐

๑๐ พ.ย. ๒๕๖๕

เรื่อง เปลี่ยนแปลงสารมลพิษของห้องปฏิบัติการวิเคราะห์

เรียน กรรมการผู้จัดการ บริษัท เอแอลเอส แลบบอราทอรี กรุ๊ป (ประเทศไทย) จำกัด

อ้างถึง คำขอเปลี่ยนแปลงสารมลพิษของห้องปฏิบัติการวิเคราะห์เอกชน ลงวันที่ ๒๕ ตุลาคม ๒๕๖๖

สิ่งที่ส่งมาด้วย เอกสารแนบท้ายหนังสือเปลี่ยนแปลงสารมลพิษของห้องปฏิบัติการวิเคราะห์เอกชน

บริษัท เอแอลเอส แลบบอราทอรี กรุ๊ป (ประเทศไทย) จำนวน ๑ แผ่น

ตามหนังสือที่ยังถึง บริษัท เอแอลเอส แลบบอราทอรี กรุ๊ป (ประเทศไทย) จำกัด ห้องปฏิบัติการวิเคราะห์เอกชน เลขทะเบียน ๖-๓๒๓ สถานที่ตั้งเลขที่ ๖๑๖/๑๐ หมู่ที่ ๕ ตำบลแม่ไม้ อำเภอลำปาง จังหวัดลำปาง ขอเปลี่ยนแปลงสารมลพิษของห้องปฏิบัติการวิเคราะห์ ความละเอียดแจ้งแล้ว นั้น

กรมโรงงานอุตสาหกรรมพิจารณาแล้ว ให้บริษัท เอแอลเอส แลบบอราทอรี กรุ๊ป (ประเทศไทย) จำกัด เพิ่มขอบข่ายสารมลพิษที่วิเคราะห์ในน้ำเสีย จำนวน ๑๓ รายการ และนำได้ดิน ๓ รายการ ตามสิ่งที่ส่งมาด้วย

อนึ่ง หนังสือฉบับนี้จะส่งมอบพร้อมหนังสือต่ออายุรับขึ้นทะเบียนห้องปฏิบัติการวิเคราะห์เอกชนที่ อก ๐๓๒๐(๓)/๒๕๖๕ ลงวันที่ ๒๘ มิถุนายน ๒๕๖๕ คือในวันที่ ๒๘ มิถุนายน ๒๕๖๕ ทั้งนี้ สามารถยื่นคำขอผ่านระบบอิเล็กทรอนิกส์ได้ที่หน้าเว็บไซต์กรมโรงงานอุตสาหกรรม

จึงเรียนมาเพื่อทราบ

ขอแสดงความนับถือ

(นายพร ยี่หว้าพันธ์)

ผู้อำนวยการศูนย์วิจัยและเฝ้าระวังมลพิษโรงงานภาคตะวันออก

ปฏิบัติราชการแทนอธิบดีกรมโรงงานอุตสาหกรรม

ศูนย์วิจัยและเฝ้าระวังมลพิษโรงงานภาคตะวันออก

โทร. ๐ ๓๓๑๓ ๖๐๕๕ ต่อ ๕๐๐๓-๒

ไปรษณีย์อิเล็กทรอนิกส์ einw@dw.mail.go.th



"อุตสาหกรรมก้าวไกล ประเทศไทยก้าวหน้า ร่วมกันพัฒนา อุตสาหกรรมสีเขียว"



เอกสารแนบท้ายหนังสือเปลี่ยนแปลงสารมลพิษของห้องปฏิบัติการวิเคราะห์เอกชน
บริษัท เอแอลเอส แลบบอราทอรี กรุ๊ป (ประเทศไทย) จำกัด เลขทะเบียน ๖-๓๒๓
ที่ อก ๐๓๒๐/๒๕๖๕.๗ ลงวันที่ ๑๐ พ.ย. ๒๕๖๕

ขอบข่ายสารมลพิษที่ได้รับขึ้นทะเบียนจากกรมโรงงานอุตสาหกรรม จำนวน ๑๖ รายการ
น้ำเสีย จำนวน 13 รายการ

ลำดับที่	สารมลพิษ	วิธีวิเคราะห์
1	Biochemical Oxygen Demand	1) 5-Day BOD Test, Membrane Electrode Method
2	Chemical Oxygen Demand	2) 5-Day BOD Test, Azide Modification Method
3	Color	1) Open Reflux, Titrimetric Method
4	Cyanide	2) Closed Reflux, Colorimetric Method
5	Free Chlorine	3) Closed Reflux, Titrimetric Method
6	Oil and Grease	ADM Weighted-Ordinate Spectrophotometric Method
7	pH	Distillation, Colorimetric Method
8	Phenols	DPD Ferrous Titrimetric Method
9	Sulfide	Liquid-Liquid, Partition-Gravimetric Method
10	Temperature	Electrometric Method
11	Total Dissolved Solids	1) Distillation, Chloroform Extraction Method
12	Total Kjeldahl Nitrogen	2) Distillation, Direct Photometric Method
13	Total Suspended Solids	ZnS Precipitation, Iodometric Method

น้ำได้ดิน จำนวน 3 รายการ

ลำดับที่	สารมลพิษ	วิธีวิเคราะห์
1	Cyanide	Distillation, Colorimetric Method
2	pH	Electrometric Method
3	Phenols	Distillation, Direct Photometric Method

เอกสารอ้างอิง

APHA, AWWA, WEF. Standard Methods for the Examination of Water and Wastewater. 24th ed. Washington, DC : APHA, 2023

ที่ อก ๐๓๒๐/๕๖๐๐



กรมโรงงานอุตสาหกรรม
ถนนพระรามที่ ๖ แขวงทุ่งพญาไท
เขตราชเทวี กรุงเทพฯ ๑๐๔๐๐

๑๕ พฤษภาคม ๒๕๖๗

เรื่อง เปลี่ยนแปลงบุคลากรของห้องปฏิบัติการวิเคราะห์

เรียน กรรมการผู้จัดการ บริษัท เอแอลเอส แลบบอราทอรี กรุ๊ป (ประเทศไทย) จำกัด

อ้างถึง คำขอขึ้นทะเบียน/ต่ออายุ/เปลี่ยนแปลงบุคลากร และชนิดสารมลพิษของห้องปฏิบัติการวิเคราะห์เอกชน
ลงวันที่ ๒๐ มีนาคม ๒๕๖๗

ตามคำขอที่ยังถึง บริษัท เอแอลเอส แลบบอราทอรี กรุ๊ป (ประเทศไทย) จำกัด ห้องปฏิบัติการวิเคราะห์เอกชน เลขทะเบียน ๖-๓๒๓ สถานที่ตั้งเลขที่ ๖๑๖/๑๐ หมู่ที่ ๕ ตำบลแม่ไม้ อำเภอลำปาง จังหวัดลำปาง ขอเปลี่ยนแปลงบุคลากรของห้องปฏิบัติการวิเคราะห์ ความละเอียดแจ้งแล้ว นั้น

กรมโรงงานอุตสาหกรรมพิจารณาแล้ว มีความเห็นดังนี้

๑. ให้ยกเลิกเจ้าหน้าที่ประจำห้องปฏิบัติการวิเคราะห์ จำนวน ๑ ราย

นางสาวเพชรคุณ ภวภูตานนท์ ทะเบียนเลขที่ ๖-๓๒๓-๖-๔๕๕๔

๒. ให้เพิ่มเจ้าหน้าที่ห้องปฏิบัติการวิเคราะห์เอกชน จำนวน ๑๕ ราย

๑) นายณัฐพล เจียงวรีวงศ์ ทะเบียนเลขที่ ๖-๓๒๓-๖-๐๐๓๓

๒) นายชานนท์ บุญชื่น ทะเบียนเลขที่ ๖-๓๒๓-๖-๐๐๓๔

๓) นายณัฐกานต์ วงศ์อินทร์อยู่ ทะเบียนเลขที่ ๖-๓๒๓-๖-๐๐๓๕

๔) นายอานนท์ โพธิ์พระทอง ทะเบียนเลขที่ ๖-๓๒๓-๖-๐๐๓๖

๕) นายณัฐพล ถ้ำกลาง ทะเบียนเลขที่ ๖-๓๒๓-๖-๐๐๓๗

๖) นายศุภณัฐ พิสัยพันธ์ ทะเบียนเลขที่ ๖-๓๒๓-๖-๐๐๓๘

๗) นายสันติ คิณันติ ทะเบียนเลขที่ ๖-๓๒๓-๖-๐๐๓๙

๘) นายวิญญู อิมพาสี ทะเบียนเลขที่ ๖-๓๒๓-๖-๐๐๔๐

๙) นายศุภณัฐ สฤทธิศักดิ์ ทะเบียนเลขที่ ๖-๓๒๓-๖-๐๐๔๑

๑๐) นายเอกชัย ถิ่นทอง ทะเบียนเลขที่ ๖-๓๒๓-๖-๐๐๔๒

๑๑) นายพงษ์พล สิทธิธำมะ ทะเบียนเลขที่ ๖-๓๒๓-๖-๐๐๔๓

๑๒) นายทินกร กุมภะ ทะเบียนเลขที่ ๖-๓๒๓-๖-๐๐๔๔

๑๓) นางสาวนันทิยา บุญจันต์ ทะเบียนเลขที่ ๖-๓๒๓-๖-๐๐๔๕

๑๔) นายสิทธิชัย อันพิมาย ทะเบียนเลขที่ ๖-๓๒๓-๖-๐๐๔๖

๑๕) นางสาวภาณิน หลอดทอง ทะเบียนเลขที่ ๖-๓๒๓-๖-๐๐๔๗

อนึ่ง...




"อุตสาหกรรมก้าวไกล ประเทศไทยก้าวหน้า ร่วมกันพัฒนา อุตสาหกรรมสีเขียว"



"อุตสาหกรรมก้าวไกล ประเทศไทยก้าวหน้า ร่วมกันพัฒนา อุตสาหกรรมสีเขียว"





✉ bangkok@alsglobal.com



ALS Line Official
ID: @alsthailand



ALS Facebook
Search: ALS Thailand



right solutions.
right partner.